

SUPPLIER DIVERSITY
Forward
TOGETHER



2022

Year in Review


Diverse Business Enterprises

- 2022 Annual Report
- 2023 Annual Plan

March 1, 2023



Table of **CONTENTS**



7	Message from Our Chief Executive Officer
8	At-A-Glance
12	Executive Summary
14	Message from Our Vice President, Operations Support
15	Forward Together >>> Meet the Team
18	Always Forward >>> Safer, Stronger, Healthier

2022 SDG&E® Supplier Diversity Annual Report

25	9.1.1 Description of Supplier Diversity Program Activities During the Previous Calendar Year
39	9.1.2 Supplier Diversity Results by Ethnicity
44	9.1.2 Supplier Diversity Direct Procurement Results by Product and Service Categories
45	9.1.2 Supplier Diversity Subcontractor Procurement Results by Product and Service Categories
46	9.1.2 Supplier Diversity Results by Standard Industrial Classification (SIC) Codes
48	9.1.2 Number of Diverse Suppliers and Revenue Reported to the Supplier Clearinghouse
49	9.1.2 Description of Number of Diverse Suppliers with California Majority Workforce
49	9.1.3 Supplier Diversity Program Expense
50	9.1.4 Description of Progress in Meeting or Exceeding Set Goals
50	9.1.4 Supplier Diversity Results Compared to Set Goals
51	9.1.5 Description of Prime Contractors Utilization of Diverse Subcontractors



Sustainability from the ground up

We are dedicated to sourcing with local diverse businesses to reduce our carbon footprint in support of the communities we serve, to ensure a sustainable and equitable energy future for generations to come.

Scan the QR code to learn how you can grow your business through our Supplier Diversity program.



Table of **CONTENTS**



2022 SDG&E Supplier Diversity Annual Report - Continued


52	9.1.5 Summary of Prime Contractors Utilization of Diverse Subcontractors
53	9.1.6 List of Supplier Diversity Complaints Received and Current Status
53	9.1.7 Description of Efforts to Recruit Diverse Suppliers in Low Utilization Categories
54	9.1.9 Description of Supplier Diversity Activities and Progress in Power (Energy) Procurement
54	9.1.9 Supplier Diversity Results in Power (Energy) Procurement
55	9.1.11 Description of Supplier Diversity Activities and Progress in Fuel Procurement
55	9.1.11 Supplier Diversity Results in Fuel Procurement

2023 SDG&E Supplier Diversity Annual Plan

57	10.1.1 Supplier Diversity Short-, Mid-, and Long-Term Procurement Goals
58	10.1.2 Description of Supplier Diversity Program Activities Planned for the Next Calendar Year
59	10.1.3 Plans for Recruiting Diverse Suppliers in Low Utilization Categories
59	10.1.4 Plans for Recruiting Diverse Suppliers Where Unavailable
59	10.1.5 Plans for Encouraging Prime Contractors to Subcontract with Diverse Suppliers
59	10.1.6 Plans for Complying with Supplier Diversity Program Guidelines
63	Supplier Diversity Glossary of Terms



Message from our Chief Executive Officer



As the CEO of San Diego Gas & Electric™ Company (SDG&E), I am humbled and honored to work alongside our 4,600 employees and large base of diverse suppliers to help create a stronger, healthier and safer future for our region. I'm proud of the innovative work that we've accomplished together in 2022 and look forward to making an even greater impact in 2023 and beyond. We wouldn't be able to accomplish all that we have accomplished without you, our diverse suppliers and our prime suppliers who commit to an inclusive supply chain. A sincere thank you from the bottom of my heart for your steadfast support through all that 2022 met us with.



During field visits in recent months, I've seen firsthand the great work that our teams and contractors have done out in the community in the areas of wildfire mitigation, clean energy advancements and gas and electric infrastructure. These

projects help improve the lives of our customers and the communities that we are privileged to serve by strengthening the safety and reliability of energy infrastructure in the face of growing climate threats. Much of that work helps drive progress toward our region, state and SDG&E's climate goals to achieve a net zero future, while at the same time growing our economy.

“I've seen firsthand the great work that our teams and contractors have done out in the community.”

Of the \$2.4 billion in total procurements, \$964 million or 39.75 percent went to diverse suppliers, up from \$936 million of spend in 2021. Our annual percentage of diverse spend was once again nearly double the 22 percent goal set by the California Public Utilities Commission (CPUC).


“Of the \$2.4 billion in total procurements, \$964 million or 39.75 percent went to diverse suppliers.”

As a side note, you may have also noticed something different when you picked up this report. In December 2022, we introduced a new logo for our company. The new design reflects our commitment to sustainability and our passion for progress. But, more importantly, it represents the diversity of our energy portfolio, our customers, suppliers, employees and our community. I'm proud of the culture of innovation and collaboration that this report will showcase and I look forward to building on our momentum in 2023.

With sincere appreciation,

Caroline Winn
(She/Her/Hers)
Chief Executive Officer

At a GLANCE



Customers



- 3.7M people served
- 1.5M total electric accounts
- 900K total gas accounts

Workforce Diversity



- Employees: ~4,600
- Women representation: 34%
- People of Color representation: 53%
- Veteran representation: 9%
- Sempra Board* diversity: 55% women and/or people of color

*SDG&E is a subsidiary of Sempra Energy

Solar | Energy Storage | Alternative Fuel Vehicles



SDG&E's Solar Customers Continue to Grow Clean Energy in the Region

- Residential: 264,537 / 1,464 MW
- Non-residential: 5,214 / 399 MW




Energy Storage Growth Highlights Our Innovative Region

- Existing Utility-owned: 94.6 MW
- In Development Utility-owned: 248.8 MW



SDG&E's Renewable Meter Adapter Continues to Make Solar Accessible and Affordable for Customers

- Installed: 13,807
- Customer savings: \$16.56M



Energy Storage Paired with Solar Continues to Grow

- Residential & Non-residential 16,352 / 130.12 MW



SDG&E Fleet Making More Progress

- Workplace EV charging stations: 331
- Natural Gas Vehicles (NGV): 79
- Idle Mitigation System units: 50
- Total fleet AFVs: 431 | Overall AFVs: 25.47%



Clean Transportation: Electric Vehicles & Charging Infrastructure

- Energized: 264 sites | 3,450 ports
- Total light-duty Plug-In Electric Vehicles (PEVs): 93,650

Wildfire Preparedness to Protect Our Region



Vegetation Management

- Trees pruned annually: ~190K
- 77 Certified Arborists, 95 tree crews, 25 pole brushers
- ~498K trees inventoried & ~35K wood poles inspected annually
- Brush cleared around ~36K poles per year, trees removed ~10K annually



Enhanced Safety Measures

- Undergrounding: ~44.8% in High Fire-Threat District (HFTD)
- Drones to assess infrastructure: 28
- Fire coordinators: 5




Access and Functional Needs (AFN)

- ~34% Total Residential AFN Customers
- ~422,000 AFN Customers
- ~44,500 AFN Customers in HFTD



Mobile Home Utility Upgrade Program

- Upgraded service installed at 7,521 homes in 65 parks



Microgrids

- One microgrid online and three microgrid sites are being developed (deployed to allow more communities and critical facilities to remain energized during a Public Safety Power Shutoff).




Wildfire Detection

- SDG&E meteorologists continuously monitor more than 131 cameras that provide streaming views of high fire risk areas; Alert SDG&E pan, tilt zoom with night vision capabilities: 43



Natural Gas

- Distribution pipelines: 8,247 miles gas mains / 7,081 miles gas services



Pipeline Safety Enhancement Plan (Since 2014)

- Pipeline replaced: 55 miles of 62 miles
- Pipeline pressure tested: 4 miles of 17 miles
- Valves retrofitted: 21 of 21



Transmission / Distribution

- Transmission lines: 2,003 miles (185 miles underground)
- Distribution lines: 17.5K miles (11.1K miles underground)
- Substations: 158
- Substation transformers: 388

SDG&E is working to provide safe, reliable and cleaner energy to 3.7 million consumers.



Approximately 87 percent of our diverse suppliers are located right here in California, which is now the fourth largest economy in the world.




Powering people, performance and progress



Approximately 50% of San Diego's greenhouse gas emissions come from transportation. By choosing to drive an EV, you become a valued environmental champion.

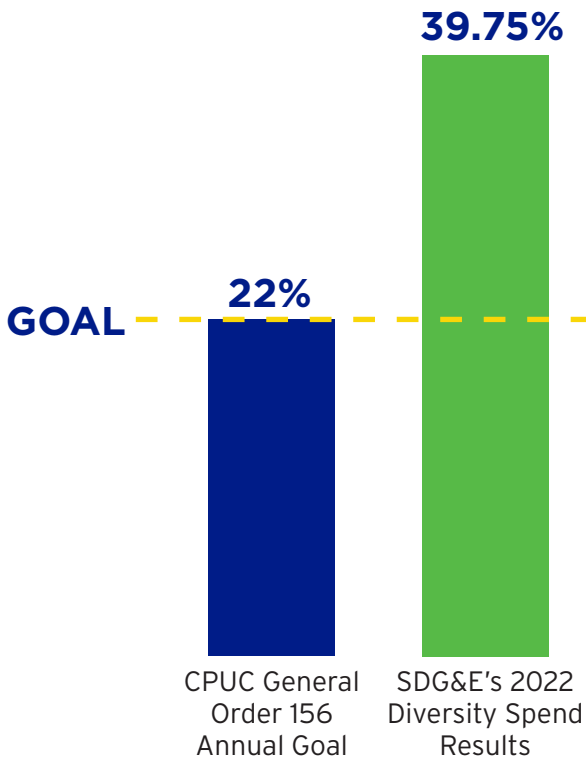
Charge forward with SDG&E at www.sdge.com/LovElectric

Executive **SUMMARY**



Through teamwork and collaboration, SDG&E maintained strong supplier diversity results in 2022 with 39.75 percent, or \$964 million, of goods and services spending going to diverse suppliers. Once again, and for the 18th consecutive year, we are proud to have exceeded the CPUC goal of 22 percent.

Our results in 2022 were driven by high direct and subcontracted diverse supplier spend in core business areas, such as Electric and Gas Operations, Electric Engineering and Portfolio & Project Management. The spending continues to be strong in these specific categories, and it is important that we continue to foster these relationships with diverse suppliers.



Category Highlights

MINORITY BUSINESS ENTERPRISE (MBE)
SPEND WAS

\$467.2 million
or **19.26 percent**



WOMEN BUSINESS ENTERPRISE (WBE)
SPEND WAS

\$394.3 million
or **16.26 percent**



LESBIAN, GAY, BISEXUAL, TRANSGENDER
BUSINESS ENTERPRISE (LGBTBE)

SPEND WAS


\$8.6 million
or **0.36 percent**



DISABLED VETERAN BUSINESS ENTERPRISE (DVBE)
SPEND WAS

\$94 million
or **3.87 percent**

Message from our Vice President, Operations Support



Since joining SDG&E in June 2022, I've been so impressed by the close collaboration between our company and our vendors, particularly in how we work together to address supply chain challenges.

“ Business units across our company have more options for products and services to fulfill our mission to become the cleanest, safest and most reliable infrastructure company in America. ”

Now into our third year of disruptions driven by the global COVID-19 pandemic, it's more important than ever to strengthen the resilience and agility of our highly interconnected supply chain. In these still uncertain times, a

reliable supply chain provides a distinct advantage. Our suppliers, diverse and non-diverse, are critical to enhancing that advantage.

Over the past year, SDG&E's continuous improvement efforts have helped widen the pool of qualified suppliers. This not only means more local businesses are now connected to procurement opportunities, but it also means business units across our company have more options for products and services to fulfill our mission to become the cleanest, safest and most reliable infrastructure company in America.

By promoting competition and diversity in our supply chain, ultimately, our entire community and customer base will benefit. We help build generational wealth in our community and promote economic prosperity in our region by, among other things, supporting diverse suppliers with technical assistance programs, and hosting events that build connections that flourish into future business opportunities.

A key contributor to our shared success has been our work advancing inclusive growth through our "source local" initiative. This initiative engages community-based organizations (CBOs) and other groups to help our suppliers bounce back from the pandemic and grow their businesses.

As you may have noticed, there are some new faces on our Supply Management and Supplier Diversity teams. They have brought fresh energy and ideas to make our supply chain even more diverse.

“ SDG&E's inclusive culture empowers individuals at all levels. ”

There is also a renewed enthusiasm among SDG&E employees to champion diverse suppliers. SDG&E's inclusive culture empowers individuals at all levels of the company to drive change by advocating and supporting diversity in our supply chain. We are proud to collaborate with all of our stakeholders to meet our company's supplier diversity goals and continue making a positive impact in the communities where we live and serve.

Jennifer Jett
(She/Her/Hers)
Vice President,
Operations Support

Forward Together

Meet the **TEAM**

Our Leadership Team:



Jennifer Jett
Vice President,
Operations Support



Warren Ruis
Director of Supply
Management, Supplier
Diversity & Logistics

Meet the Dedicated Supplier Diversity Team:



Daniel Castillo
Supplier Diversity
Manager




Nhu Tran
Supplier Diversity
Project Manager



Meredith Garcia Obeso
Supplier Diversity
Project Manager



Timell Montgomery
Supplier Diversity
Specialist



Learn more:
sdge.com/SupplierDiversity

SDG&E Contact:
Daniel Castillo
Supplier Diversity Manager
Dcastillo2@sdge.com
619-587-6171

Supply Chain **SUSTAINABILITY**

Sourcing locally is good for our region and the communities we serve; and advances our sustainability goals by reducing transportation greenhouse gas (GHG) impacts. Where we can find local businesses that are also diverse, we see that as an excellent opportunity.

Another key objective for us is to actively partner with SDG&E's suppliers to reach our supplier diversity and sustainability goals. We do this through collaboration, education and shared resources with a focus on supplier development. This type of supplier engagement is key to the Supply Chain Sustainability Program. Our suppliers play a critical role in reaching the company's goal of net zero carbon emissions by 2045 and supporting equity and social responsibility in the supply chain.

Aligning with and learning alongside our suppliers will be critical to meeting shared GHG reduction goals and broad sustainability objectives.



Champion **AMBASSADOR PROGRAM**

Ambassadors for Excellence >>> Refreshed to Champion Ambassador Program

Throughout almost a decade, our employees have played an active and important role advocating for diverse businesses by leveraging their network of family, friends and neighbors, that might own and operate small and diverse businesses. Realizing how valuable those community connections were was the genesis of our Ambassador for Excellence program, and like our supplier diversity efforts overall, this program had to evolve as well.

That's why in 2022, we've pivoted as part of our learnings and our continuous improvement efforts, we have refined the program and are utilizing employees who have a level of influence within their team and are decision makers in sourcing activities. We ended 2022 with the unveiling of our new Champion Ambassador Program, which we will continue to grow organically to continue to achieve our supplier diversity goals.



Champion Ambassadors Spotlights



As the IT organization continues to transform and evolve, and digital enablement initiatives are pursued, it is important to bring different perspectives, experiences and technology solutions to solve business challenges. Having a diverse supplier base leads to more innovation and promotes competition, while reflecting the diversity of our customer base."



Mohammed Wajeehuddin
IT Strategy &
Operations Manager



Supplier diversity is important to me because it promotes innovation by introducing new products, services and solutions to meet our needs. We brought in two African American companies and have had excellent customer service."



Gaby Strickland
Electric Meter
Shop Supervisor



Getting a contract with a large utility can be daunting if you do not know where to start. I have seen first hand the training and education our supplier diversity team has provided to Native owned business. It is with these connections, education and support that a fledgling business can grow into a successful one."



Jennifer Summers
Director of Tribal Relations
and Land Services




Our company is successful not only because of our diverse workforce; we are also successful because of our partnership with diverse suppliers."



Darren Weim
Director of Electric
Regional Operations

Always Forward **SAFER, STRONGER, HEALTHIER**



SDG&E empowers our local economy by building more equitable recruitment systems. We are growing career pathways in underserved populations like girls in construction and STEM through the #BeThatGirl initiative, and ensuring the resilience of businesses and educational institutions in our service territory.

We build relationships with local businesses, educational institutions and workforce development sectors to foster job creation, promote leadership and inspire innovation.



Economic Prosperity/Workforce/Diversity

Competitive Edge Program:

SDG&E is collaborating with our contractors to expand workforce development opportunities in the construction and utility trades. Competitive Edge offers candidates a paid, six-week train-to-hire program on real-world construction projects with an SDG&E contractor. Upon successful completion of training, graduates are hired into a regular full-time position with benefits. The program was developed by one of our suppliers, Jingoli Power, a local contractor that often recruits its trainees from the communities where they develop and manage projects. The majority of the first cohort in San Diego came from Southeast San Diego and are all of African-American descent. Another cohort is planned for 2023.



Karl Miller
CEO,
Jingoli Power

Karl Miller, CEO of Jingoli Power, first established the Competitive Edge program in New Jersey, the home of Jingoli Power corporate headquarters, and he brought it here to San Diego over the past year. The overall goal of the program, which provides paid training, is to ensure a project's dollars remain in the community to build a stronger economy and more diverse workforce. The program graduates will dive right into their new positions in entry-level union, project management and administrative positions at Jingoli Power or one of our diverse suppliers, A.M. Ortega or Patriot General Engineering. In addition to Jingoli Power, A.M. Ortega, San Diego City College and the County of San Diego Black Chamber of Commerce, the coalition also includes the following partners: the International Brotherhood of Electrical Workers (IBEW Local 47), JBM Energy Solutions, and APEX Solutions.



There is a shortage of underrepresented people in the construction and utilities industries. This program will go a long way in turning that tide. If we keep funding programs like Competitive Edge, we can make a sizable difference in a short period of time to fill that workforce gap."



Bruce Mayberry
Chairman of the Board,
County of San Diego
Black Chamber of
Commerce

Economic Prosperity Highlights

Restaurants Care Program - California Restaurant Foundation:

The California Restaurant Foundation's (CRF) \$1.5 million Restaurants Care Resilience Fund, financed by California energy companies and Wells Fargo, proudly awarded \$3,000 grants year-long in 2022 to business support services to 356 independent restaurants throughout the state. CRF, known for investing in and empowering California restaurants and their workforce, has partnered for the second year in a row with SoCalGas™, PG&E, SDG&E and Wells Fargo to deliver a business-saving program that provides grants to help California's independent restaurant owners invest in the longevity of their business and employees. Grant recipients received \$3,000 to help with equipment upgrades and employee retention after the hardship of the pandemic.

About the California Restaurant Foundation (CRF):

California is home to more than 90,000 eating and drinking places that ring up more than \$72 billion in sales and employ more than 1.6 million workers, making restaurants an indisputable driving force in the state's economy. The California Restaurant Foundation is a nonprofit that empowers and invests in California's restaurant workforce. Founded in 1981, CRF supports the restaurant community through relief grants for restaurant workers facing a hardship, job and life skills training for 13,500 high school students each year, and scholarships.



Supplier Spotlights

Wildfire Prevention Services (WPS) "Fire Watch" Services:

Patriot has been a subcontractor under many of our prime construction Contractors/MSA holders for several years for the fire watch services which was very advantageous to them in understanding the work and SDG&E's expectations/procedures/standards for this work-scope, in addition to building their workforce within this space due to the subcontracting support that they are providing to our primes.



A supplier diversity commitment is important to me because it promotes innovation through the introduction of new products, services and solutions with companies that would otherwise not be looked at.... Patriot General Engineering has had a seat at the table to compete and succeed by providing better service with higher customer satisfaction."



Steve Garcia
CEO, Patriot General Engineering



Supplier Spotlights

Customer Programs:

Richard Heath & Associates, MBE, who has been a supplier of Energy Efficiency and Energy Savings Assistance Programs in our state for 40 years. SDG&E awarded RHA two major contracts to manage and administer ESA services for low-income customers on our behalf. RHA is now mentoring and partnering with smaller diverse firms through these Programs.



At RHA we are committed to delivering solutions designed to facilitate equitable access to socially responsible solutions. This often involves reaching Californians who are defined as low-income, disadvantaged and hard-to-reach. As a certified diverse company who prides ourselves on hiring employees from diverse backgrounds, we are able to provide services in language and in culture. This helps us not only create jobs but fosters success in our work improving the lives of others. We appreciate SDG&E's commitment to supplier diversity and to partnerships with companies like ours."



Cynthia Rafferty,
CEO, Richard Heath &
Associates, Inc.



As a career purchasing professional, I have promoted and supported Supplier Diversity for my California employers (utilities and telecoms) for about 30 years. I'm proud to be working for SDG&E, a company that has embraced a culture where different perspectives, backgrounds and experiences are valued. Supplier Diversity creates opportunities for diverse businesses to grow and thrive. It's an investment in our community and generates new jobs."



Jenny Hindmarsh
Sr. Category
Management Advisor

Champion Ambassador Spotlights




I'm a believer that the suppliers we use at SDG&E should be a reflection of the society we live in and our customer base. Being a champion for our supplier diversity program has been a great way for me to help achieve this goal."



Norm Kohls,
Manager, Gas
Transmission Projects
& Pipeline Integrity



In 2022, diversity, and in particular inclusion and support of those with disabilities and accessibility challenges, was a key focus and an area where SDG&E made significant strides. I am proud to work for a company that values diversity."



Danielle Kyd
Manager of
Business Services




I'm a firm believer that supplier diversity delivers innovation. A diverse supply chain that includes providers from different backgrounds and perspectives will always lead to better ideas and new innovations that will ultimately benefit our company and its customers."



Ralph Venton
Senior Category
Manager



We have great diversity in our county and our supply base should be representative of that. The sometimes smaller, diverse suppliers often bring creative ideas and innovative thinking to the table. Promoting supplier diversity is a win-win proposition!"



Daniel Monroe,
Procurement Project
Manager

2022



Supplier Diversity Annual Report



9.1.1 Description of Supplier Diversity Program Activities During the Previous Calendar Year

Internal Events

At SDG&E, supplier diversity has been a part of our DNA for decades and we are committed to advancing opportunities for diversity, equity and inclusion in our supply chain and our broader employee base and our efforts mirror SDG&E's Equity Action Plan as you will see through the following strategies.

We cast a wide net when communicating RFP opportunities to diverse suppliers. Some of the most successful ways we do this is through direct communication, attending networking events with our CBOs, and using CBO platforms to post information about upcoming RFPs. In every meeting and touchpoint we have with our suppliers, we share information about upcoming RFPs.

LEADING FROM THE TOP

Executive Support

Supplier diversity is a core business value and priority at SDG&E. Our executives, directors and managers are fully committed to supplier diversity and diligently work to achieve the company's supplier diversity goals. Our executives attend and sponsor events with the Supplier Diversity and leadership teams to promote contracting opportunities for diverse suppliers.



SDG&E Supplier Diversity Events

These events provide insight and forecasting of future project opportunities and sourcing activities where diverse suppliers can participate as prime suppliers or subcontractors.

IT Diverse Business Enterprise Summit with Ben Gordon, SVP, CIO/CDO

In September 2022 our SVP, CIO/CDO, Ben Gordon, sponsored and hosted a summit with diverse suppliers. This event provided a roadmap of our company's IT projects and needs into the future and the technical capabilities and skillsets required from our diverse suppliers. SDG&E executive management team also talked about our Supplier Diversity program and the importance of diversity in our supply chain. During this event, we had 57 participants, including internal stakeholders, primes and DBE subcontractors.

ACCELERATING EMPLOYEE ENGAGEMENT

Earth Fair Ambassador Recruitment

In April 2022, the SDG&E Supplier Diversity team hosted an informational table at SDG&E's two-day Earth Fair to share the 2021 Supplier Diversity highlights to educate SDG&E employees interested in learning more about our supplier diversity program.

Supplier Engagement and Recognition Event

In August 2022, the SDG&E Supplier Diversity team hosted an Industry Night Mixer appreciation event in honor of our strategic business partners, suppliers and top Champion Ambassadors. The purpose of the event was to thank them for their support in helping SDG&E achieve its supplier diversity goals.



SDG&E received national award for best electric reliability in U.S. and for the 17th consecutive year was named #1 for reliability in west region.

Refreshed for 2022 >>> Supplier Diversity Champion Ambassador Program

Since its formation in 2013, our Supplier Diversity Ambassador Program has been a key factor in our Supplier Diversity program's success. In recent years it became clear that our productive leads and community connections that had the greatest impact were tied to the type of Ambassador in our program, and not the quantity of Ambassadors.

As part of our continuous improvement process, we decided to take a more qualitative and strategic approach to grow the program organically, and in November 2022, SDG&E refreshed and unveiled the Champion Ambassador Program, with support and sponsorship from executive management, including our CEO, Caroline Winn. The Champions help advocate for procurement opportunities and mentor new diverse suppliers to educate them on how to do business with our company. The Champion Ambassador Program will kick off in Q1 2023 with more engagement opportunities.

Some best practices that we've learned for a successful program include:

- Leadership support and sponsorship at the highest levels
- Targeting participation from key stakeholders and decision makers to impact diverse spending
- Training and education on the value and importance of a diverse supply base, to showcase the value of diverse suppliers and influence stakeholders and decision makers, much like we do for our own employee base
- Providing tools and resources to Ambassadors to perform their role
- Frequent communication and touchpoints
- Leveraging Ambassadors to attend and participate in internal and external networking events with community-based organizations and diverse suppliers
- Recognizing the value and contributions of Ambassadors through special events with leadership acknowledgement

We are optimistic that this pivot in approach will create even more value to our supplier diversity goals and commitments.



CREATING OPPORTUNITY

Supplier Relationship Management (SRM)

To support our prime suppliers in achieving their subcontracting goals, SDG&E Supplier Diversity hosted several meetings with primes to provide feedback and identify opportunities for new business and subcontracting opportunities.

Supplier Diversity Joint Investor-Owned Utilities Symposium Event

In January 2022, the Supplier Diversity teams from the different California utilities, met for a symposium event with coordination led by the SDG&E Supplier Diversity team in support of the Joint IOU's collaboration and event execution.

The primary objective of this event was to create visibility and accessibility between interested third party vendors and contractors to facilitate networking and business relationships that may lead to potential business opportunities for qualified, diverse and/or small businesses who may be interested in submitting bids to any upcoming Energy Savings Assistance (ESA) and/or Energy Efficiency (EE) solicitations.



SDG&E Prime Subcontracting Portal Upgrade Project

At SDG&E, the Supplier Diversity team continues to develop enhancements to the new portal which has a more user-friendly interface, making it easier for our primes to enter their diverse spend, which results in more timely reporting, and allows us to provide more real-time feedback on their performance.

DRIVING CONSCIOUS INCLUSION

Technical Assistance - High Performance Supplier Series

SDG&E connected several diverse suppliers with the Council for Supplier Diversity to participate in a update to three-month technical assistance program to enhance their business skillset, expand organizational and operational strategy and additional management fundamentals to better prepare them for future opportunities and help set them up for success.

Category Sourcing Exchanges

SDG&E partnered with the Council for Supplier Diversity and hosted a Category Sourcing Exchange with SDG&E business units and Champion Ambassadors from construction and design, Primes and DBEs to explore collaboration and contracting opportunities.

Top 100 Suppliers Summit

SDG&E hosted our top 100 suppliers at a company operational outlook event where we shared insights and highlights related to supply chain, sustainability and supplier diversity. SDG&E executives provided overviews on future investment plans, safety investments, energy innovation, clean transportation and an update on regulatory affairs.

Diverse Suppliers Promotional Items Symposium

SDG&E hosted a half day showcase with multiple diverse suppliers to provide upcoming sustainable promotional items and takeaways for community events like the Wildfire Safety Fairs, SDG&E's #BeThatGirl initiative, Champion Ambassadors, etc. Business units from Customer Services, Wellness, Employee Resource Groups and Community Relations participated in the event.

Supplier Quick Pay Program

Our program is designed to help small and diverse businesses with improved cash flows to run and expand their operations. Qualifying businesses with 25 employees or less and under \$5 million dollars in revenue receive payment terms of Net 15 days with no discount.

SDG&E Diverse Supplier Solicitations

Our Supplier Diversity team manages solicitations from diverse business through an online registration form to get connected with the SDG&E Supplier Diversity team and learn more about the CPUC Supplier Clearinghouse certification process.



External Events

PARTNERING WITH THE COMMUNITIES WE SERVE

Community-Based Organizations (CBOs)

American Indian Chamber of Commerce

In support of the American Indian Chamber of Commerce, the Supplier Diversity team participated in several networking opportunities to connect with American Indian business owners seeking to learn more about the utility industry. Jennifer Jett, Vice President, Operations Support, provided special remarks at the annual dinner, and the Supplier Diversity team along with the Tribal Relations team attended several events:

- Virtual Quarterly Meetings
- 2022 Trade Fair, EXPO, and Dinner
- Native American Heritage Month Celebration Luncheon



County of San Diego Black Chamber of Commerce

In support of the County of SD Black Chamber of Commerce, the Supplier Diversity Team provided special remarks at the April and December Urban Business Resource Center (UBRC) graduation events, addressing the opportunities for African American businesses to build generational wealth and how to do business with SDG&E.

- Urban Business Resource Center - April Commencement Event
- Urban Business Resource Center - December Commencement Event
- County of San Diego Black Chamber of Commerce 10th Annual Gala



CPUC Workshop for Supplier Diversity: Meet and Greet with Utilities

In November 2022, SDG&E participated in a virtual workshop with the CPUC for small and diverse suppliers to meet utility supplier diversity representatives and gain information about their supplier diversity programs. The workshop gave small and diverse suppliers the chance to hear directly from utility supplier diversity representatives, ask questions and learn how to leverage these programs to access contract opportunities.

CPUC Supplier Diversity En Banc

On October 13, our CEO, Caroline Winn, and other leaders of California investor-owned utilities discussed their supplier diversity programs and contracting opportunities at the California Public Utilities Commission 20th Annual GO 156 Supplier Diversity En Banc. With ongoing efforts to promote diversity in utility company practices, the CPUC holds annual public hearings to examine the diversity programs of the state's regulated utilities, discuss the CPUC's own commitment to diversity and hear from interested parties about their views on the future of supplier diversity and the impact it has had on the communities that the utilities serve.

MiraCosta College/San Diego & Imperial Valley SBDC (SDIVSBDC)

SDG&E participated as a program advisor in the Source Diverse Source Local Initiative which will develop new and existing small businesses through procurement readiness programs to obtain manufacturing, government and/or corporate contracts.

National Association of Women's Business Owners (NAWBO)

Throughout the year, NAWBO engages female entrepreneurs for networking and skill building opportunities. The Brava Awards is an annual celebration of the accomplishments of the women owned businesses in San Diego County.

- 2022 Membership
- Brava Awards



National Minority Supplier Development Council (NMSDC)

- 50th Anniversary Conference and Exchange



Pacific Southwest Minority Supplier Development Council (PSWMSDC)

To increase the participation of our MBE suppliers with the SDG&E supply chain, the Supplier Diversity team was invited as panel speakers to discuss supplier diversity best practices at the Supplier Diversity Week. Events included:

- 2022 Membership
- Golf Tournament
- San Diego Business Summit
- San Diego Business Summit Reception



San Diego Equality Business Association (SDEBA)

- SDG&E was nominated as a Corporate Partner of the Year at the 10th Annual 2022 Equality Business Award LIVE!

Veterans in Business Network (VIB)

The Supplier Diversity team participated in the 6th Annual VIB Network National Conference. At this event, the Supplier Diversity team participated in supplier matchmaking and connected with suppliers.

- 2022 Membership
- National Conference



Women Business Enterprise Council (WBEC-West)

SDG&E Supply Management and the Supplier Diversity team participated in several matchmaking events to meet diverse suppliers including:

- 2022 Membership
- Unconventional Conference
- Platinum Supplier Program (PSP) Graduation
- 19th Annual Strategic Procurement Conference



2022 Events

Better Business Bureau (BBB) Pacific Southwest

- Torch Awards for Ethics



California African American, Asian Pacific and Hispanic Chambers of Commerce

The California African American, Asian Pacific and Hispanic Chambers of Commerce united to recognize leaders whose commitment to diversity, equity and inclusion (DE&I) are advancing opportunities in the workplace, creating more inclusive policies and ensuring investments in California's diverse communities.

- Inaugural California Diversity Awards



Chicano Federation

- Unity Luncheon

Patriot Empowerment Institute (Patriot General Engineering)

- 2nd Annual Golf Tournament

San Diego & Imperial Hispanic Chamber of Commerce

- Iluminada Gala

San Diego Regional Chamber of Commerce

- 2022 Small Business Awards & Summer Mixer

San Diego Regional Economic Development Corporation (EDC)

In 2022, SDG&E Supplier Diversity team participated in the Anchor Institution Collaborative Program meetings, in support of the San Diego Regional Economic Development Corporation. The Anchor Institution Collaborative Program promotes procurement from local businesses and job creation for our region.

- Anchor Institution Collaborative Program

SDG&E President and CFO, Bruce Folkmann, Board member of the San Diego Regional EDC, delivered an award to the San Diego Foundation at the annual dinner at Petco Park. Supplier Diversity and over 900 economic development community partners were in attendance for this special event recognizing The San Diego Foundation for partnering with local leaders to launch the San Diego COVID-19 Community Response Fund. Throughout the pandemic, the Foundation brought together the public, private and nonprofit sectors to raise and distribute funds to community-based organizations supporting the most vulnerable populations to further promote economic prosperity in our region.

- EDC Annual Dinner at Petco Park

North County Small Business Development Center (SBDC)

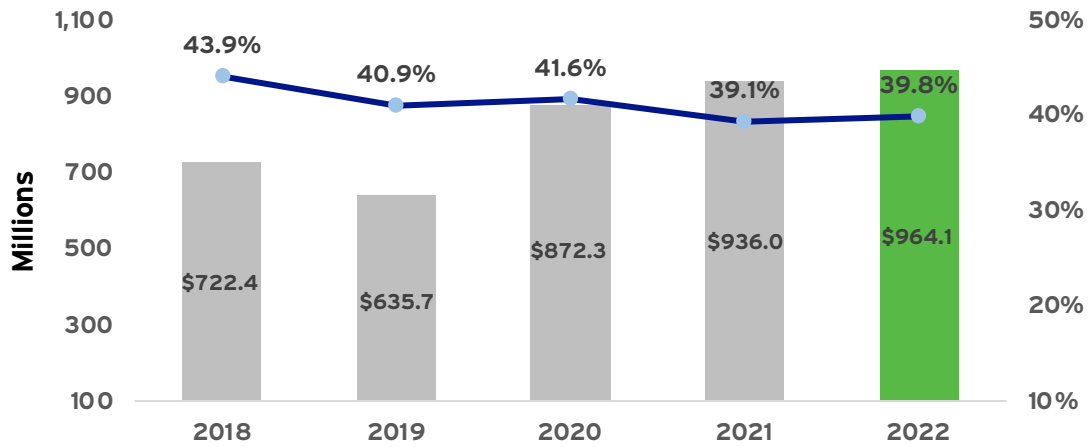
- Panel Participation - Source Diverse Source Local

**SDG&E is anchored by a strong
commitment to safety, reliability,
and operational excellence.**

SDG&E Supplier Diversity Results

SDG&E spend with diverse businesses was \$964.1 million or 39.8 percent.

SUPPLIER DIVERSITY SPENDING 2018 TO 2022 (\$ AND %)



9.1.2 Supplier Diversity Results by Ethnicity

Supplier Diversity Annual Report and Annual Plan					
San Diego Gas & Electric Company		2022		GO 156 Section 9.1.2	
Supplier Diversity Results by Ethnicity					
		2022			
		Direct Spend ¹ \$	Sub Spend ² \$	Total \$	%
Minority Male	African American	46,495,410	14,918,216	61,413,626	2.53%
	Asian Pacific American	61,504,850	19,865,559	81,370,409	3.36%
	Hispanic American	118,610,589	63,218,637	181,829,226	7.50%
	Native American	49,763,480	6,032,854	55,796,335	2.30%
	Total Minority Male	276,374,328	104,035,267	380,409,595	15.69%
Minority Female	African American	8,342,967	1,767,101	10,110,068	0.42%
	Asian Pacific American	18,970,877	7,534,468	26,505,346	1.09%
	Hispanic American	534,519	44,874,985	45,409,504	1.87%
	Native American	2,792,346	1,941,394	4,733,740	0.20%
	Total Minority Female	30,640,710	56,117,948	86,758,658	3.58%
Total Minority Business Enterprise (MBE)		307,015,039	160,153,215	467,168,253	19.26%
Women Business Enterprise (WBE)		287,529,059	106,820,121	394,349,180	16.26%
Lesbian, Gay, Bisexual, Transgender Business Enterprise (LGBTBE)		7,654,645	975,231	8,629,876	0.36%
Disabled Veteran Business Enterprise (DVBE)		39,947,427	53,975,656	93,923,083	3.87%
Persons with Disabilities Business Enterprise (PDBE)		-	-	-	0.00%
8(a)*		-	-	-	0.00%
Total Supplier Diversity Spend		642,146,170	321,924,222	964,070,392	39.75%
Net Procurement**		2,425,216,851			

NOTES:

* 8(a) - Firms classified as 8(a) by the Small Business Administration include non-WMDVLGBTBPDBE. Businesses owned and controlled by persons found to be disadvantaged by the U.S. Small Business Administration pursuant to Section 8(a) of the Small Business Act, as amended (15 U.S.C. 637 (a)) or the U.S. Secretary of Commerce, pursuant to Section 5 of Executive Order 11625 (GO 156 Section 1.3.13).

** Net Procurement includes purchase orders, non-purchase orders, and credit card dollars.

¹ Direct - Means Direct Procurement: when a utility directly procures from a supplier.

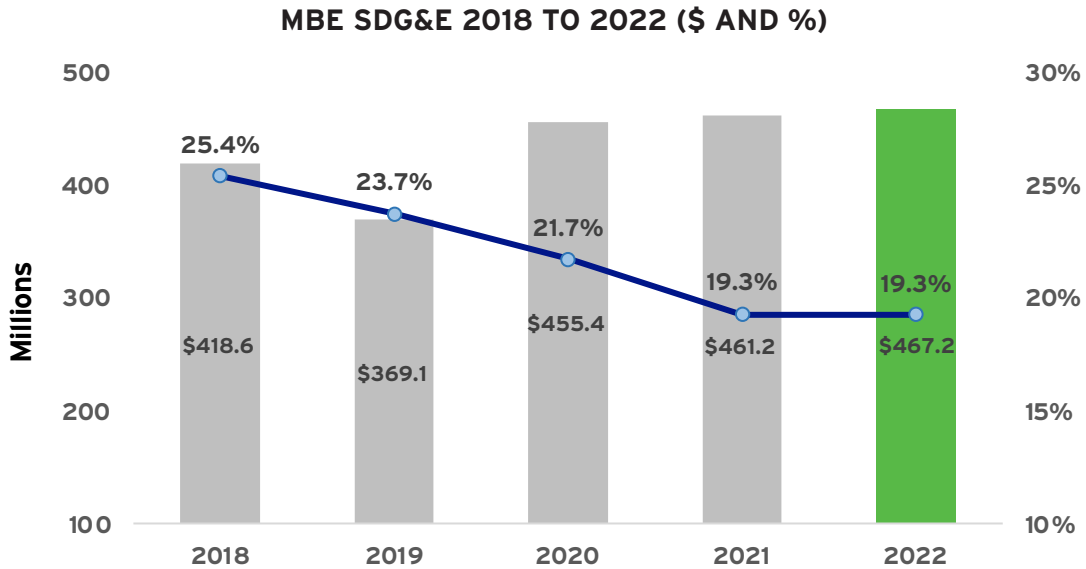
² Sub - Means Subcontractor Procurement: when a prime contractor, in contract with a utility, procures from a subcontractor to fulfil its contractual obligation(s).

% - Percentage of Net Procurement.

Totals may not add due to rounding.

Minority Business Enterprise (MBE)

MBEs remain the largest segment of supplier diversity spending for SDG&E. In 2022, MBE spending was \$467.2 million or 19.3 percent of our overall results.



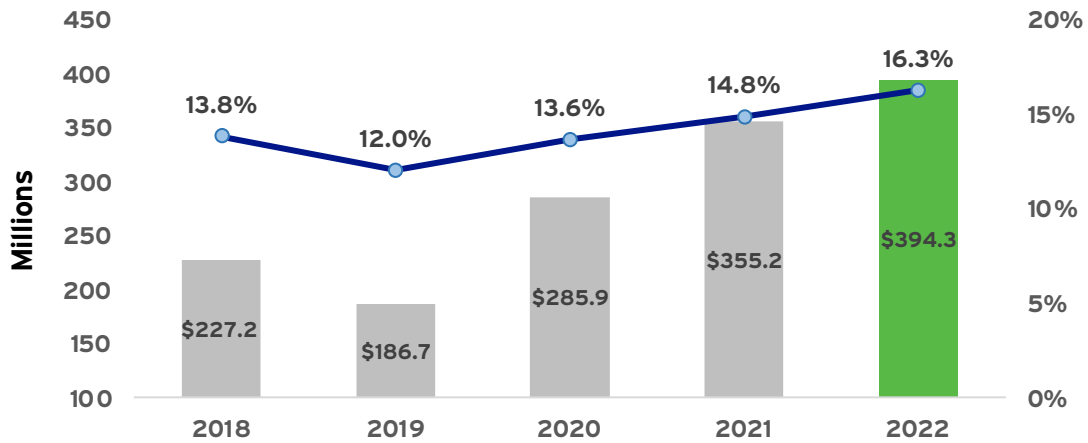
...to whom much is given, much is required."
 "I am blessed to be able to make a difference in my community and others because WWT, a minority-owned company, gave me an opportunity. They saw something in me that I couldn't see in myself."

Dicran Arnold
 Area Vice President,
 Business Development,
 Worldwide Technology

Women Business Enterprise (WBE)

Spending with WBEs was \$394.3 million or 16.3 percent. This is the 17th consecutive year exceeding the CPUC goal and our highest spending year with WBEs.

WBE SDG&E 2018 TO 2022 (\$ AND %)



Teena Deering
CEO/Owner,
TeeDeeUAS, LLC

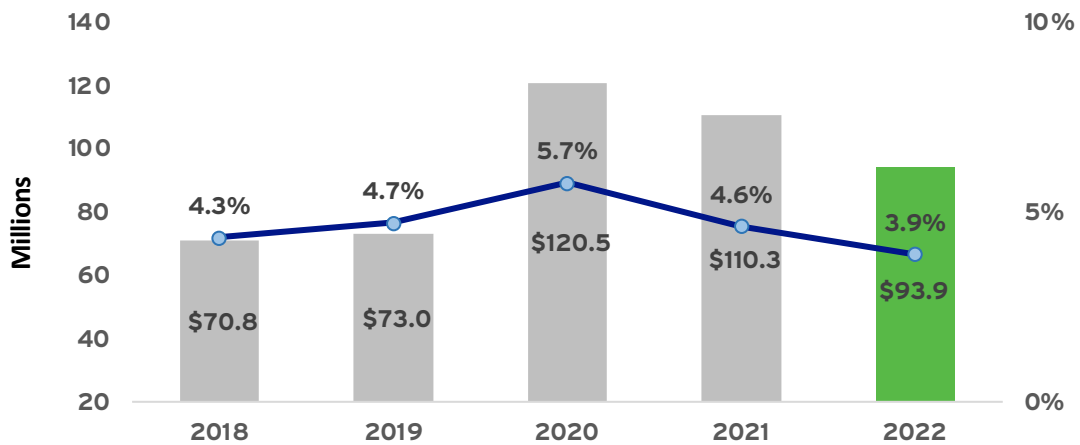


Supplier diversity should be important to all small and large businesses, I believe its important to support all small businesses but especially enjoy giving back to our veterans, women-minority owned business, and LGBT companies. SDGE has always supported my small business and I love serving the local community and assisting the young females find their voice and help them realize they can do anything they put their mind to.”

Disabled Veterans Business Enterprise (DVBE)

DVBE spending remains strong at 3.9 percent or \$93.9 million. 2022 marks the 14th consecutive year in which SDG&E has exceeded the 1.5 percent CPUC goal. SDG&E continues to focus efforts on incorporating DVBEs in our core business spending as well as emerging projects.

DVBE SDG&E 2018 TO 2022 (\$ AND %)



Mike Pagano
President,
Vetsource Inc.

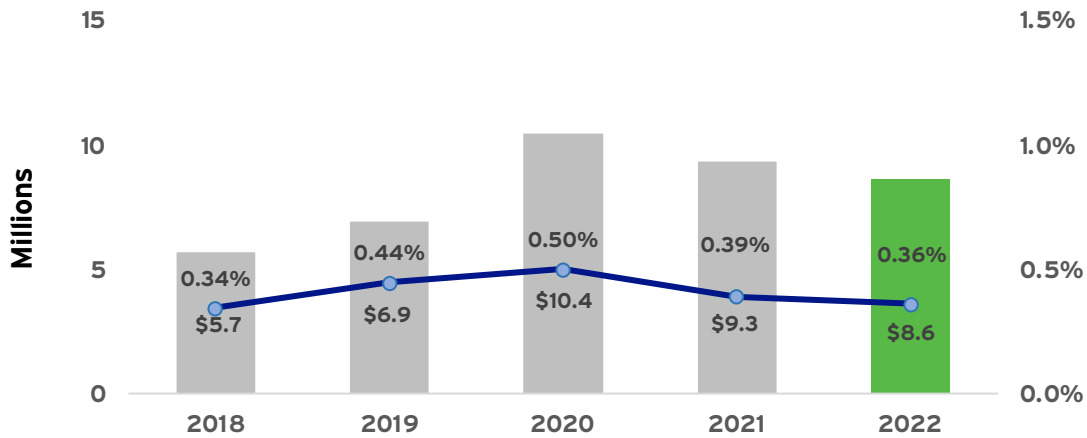


[Supplier Diversity] It's important to me because it helps Vetsource achieve its goals. The success story is a small DBE company that has grown to be a long-term partner with SDG&E."

Lesbian, Gay, Bisexual, Transgender Business Enterprise (LGBTBE)

SDG&E spent \$8.6 million or 0.36 percent with LGBTBE in 2022.

LGBTBE SDG&E 2018 TO 2022 (\$ AND %)



Joe Maak
CEO & Founder, Pride
Resource Partners LLC



As a prime supplier and beneficiary of the Supplier Diversity Program at SDGE, we are giving back to the community and mentoring both start-ups and established diverse firms. In fact, we are not just mentoring but we are creating actual sub-contracting opportunities for other diverse firms under our prime contract. We believe this is what the spirit of business diversity is all about, helping marginalizing companies thrive."

9.1.2 Supplier Diversity Direct Procurement Results by Product and Service Categories

Supplier Diversity Annual Report and Annual Plan								
San Diego Gas and Electric		2022					GO 156 Section 9.1.2	
Supplier Diversity Direct Procurement Results by Product and Service Categories								
			2022					
			Product		Service		Total	
			\$	%	\$	%	\$	%
Minority Male	African American	Direct	383,789	0.09%	46,111,621	2.32%	46,495,410	1.92%
	Asian Pacific American	Direct	3,574,260	0.82%	57,930,590	2.92%	61,504,850	2.54%
	Hispanic American	Direct	12,545,127	2.86%	106,065,462	5.34%	118,610,589	4.89%
	Native American	Direct	-	0.00%	49,763,480	2.50%	49,763,480	2.05%
	Total Minority Male	Direct	16,503,176	3.76%	259,871,152	13.08%	276,374,328	11.40%
Minority Female	African American	Direct	56,566	0.01%	8,286,401	0.42%	8,342,967	0.34%
	Asian Pacific American	Direct	3,955,776	0.90%	15,015,102	0.76%	18,970,877	0.78%
	Hispanic American	Direct	222,546	0.05%	311,973	0.02%	534,519	0.02%
	Native American	Direct	-	0.00%	2,792,346	0.14%	2,792,346	0.12%
	Total Minority Female	Direct	4,234,888	0.97%	26,405,822	1.33%	30,640,710	1.26%
Total Minority Business Enterprise (MBE)		Direct	20,738,064	4.73%	286,276,974	14.41%	307,015,039	12.66%
Women Business Enterprise (WBE)		Direct	127,105,250	28.98%	160,423,809	8.07%	287,529,059	11.86%
Lesbian, Gay, Bisexual, Transgender Business Enterprise (LGBTBE)		Direct	106,742	0.02%	7,547,903	0.38%	7,654,645	0.32%
Disabled Veteran Business Enterprise (DVBE)		Direct	26,249	0.01%	39,921,179	2.01%	39,947,427	1.65%
Persons with Disabilities Business Enterprise (PDBE)		Direct	-	0.00%	-	0.00%	-	0.00%
8(a)*		Direct	-	0.00%	-	0.00%	-	0.00%
Total Supplier Diversity Spend		Direct	147,976,304	33.74%	494,169,866	24.87%	642,146,170	26.48%
Net Procurement**							2,425,216,851	
Net Product Procurement							438,534,934	
Net Service Procurement							1,986,676,353	
Total Number of Diverse Suppliers that Received Direct Spend								305

NOTES:

* 8(a) - Firms classified as 8(a) by the Small Business Administration include non-WMDVLGBTBDE. Businesses owned and controlled by persons found to be disadvantaged by the U.S. Small Business Administration pursuant to Section 8(a) of the Small Business Act, as amended (15 U.S.C. 637 (a)) or the U.S. Secretary of Commerce, pursuant to Section 5 of Executive Order 11625 (GO 156 Section 1.3.13).

** Net Procurement includes purchase orders, non-purchase orders, and credit card dollars.

¹ Direct - Means Direct Procurement: when a utility directly procures from a supplier.

² Sub - Means Subcontractor Procurement: when a prime contractor, in contract with a utility, procures from a subcontractor to fulfil its contractual obligation(s).

% - Percentage of Net Procurement.

Totals may not add due to rounding.

9.1.2 Supplier Diversity Subcontractor Procurement Results by Product and Service Categories

Supplier Diversity Annual Report and Annual Plan								
San Diego Gas and Electric		2022				GO 156 Section 9.1.2		
Supplier Diversity Subcontractor Procurement Results by Product and Service Categories								
		2022						
		Product		Service		Total		
		\$	%	\$	%	\$	%	
Minority Male	African American	Sub	200,045	0.05%	14,718,171	0.74%	14,918,216	0.62%
	Asian Pacific American	Sub	1,976,885	0.45%	17,888,674	0.90%	19,865,559	0.82%
	Hispanic American	Sub	6,540,606	1.49%	56,678,031	2.85%	63,218,637	2.61%
	Native American	Sub	4,054,753	0.92%	1,978,101	0.10%	6,032,854	0.25%
	Total Minority Male	Sub	12,772,290	2.91%	91,262,977	4.59%	104,035,267	4.29%
Minority Female	African American	Sub	-	0.00%	1,767,101	0.09%	1,767,101	0.07%
	Asian Pacific American	Sub	328,642	0.07%	7,205,826	0.36%	7,534,468	0.31%
	Hispanic American	Sub	254,592	0.06%	44,620,393	2.25%	44,874,985	1.85%
	Native American	Sub	-	0.00%	1,941,394	0.10%	1,941,394	0.08%
	Total Minority Female	Sub	583,234	0.13%	55,534,714	2.80%	56,117,948	2.31%
Total Minority Business Enterprise (MBE)		Sub	13,355,523	3.05%	146,797,692	7.39%	160,153,215	6.60%
Women Business Enterprise (WBE)		Sub	21,104,489	4.81%	85,715,631	4.31%	106,820,121	4.40%
Lesbian, Gay, Bisexual, Transgender Business Enterprise (LGBTBE)		Sub	-	0.00%	975,231	0.05%	975,231	0.04%
Disabled Veteran Business Enterprise (DVBE)		Sub	1,896,388	0.43%	52,079,268	2.62%	53,975,656	2.23%
Persons with Disabilities Business Enterprise (PDBE)		Sub	-	0.00%	-	0.00%	-	0.00%
8(a)*		Sub	-	0.00%	-	0.00%	-	0.00%
Total Supplier Diversity Spend		Sub	36,356,400	8.29%	285,567,822	14.37%	321,924,222	13.27%
Net Procurement**							2,425,216,851	
Net Product Procurement							438,534,934	
Net Service Procurement							1,986,676,353	

NOTES:

* 8(a) - Firms classified as 8(a) by the Small Business Administration include non-WMDV/LGBT/PDBE. Businesses owned and controlled by persons found to be disadvantaged by the U.S. Small Business Administration pursuant to Section 8(a) of the Small Business Act, as amended (15 U.S.C. 637 (a)) or the U.S. Secretary of Commerce, pursuant to Section 5 of Executive Order 11625 (GO 156 Section 1.3.13).

** Net Procurement includes purchase orders, non-purchase orders, and credit card dollars.

¹ Direct - Means Direct Procurement: when a utility directly procures from a supplier.

² Sub - Means Subcontractor Procurement: when a prime contractor, in contract with a utility, procures from a subcontractor to fulfil its contractual obligation(s).

% - Percentage of Net Procurement.

Totals may not add due to rounding.

9.1.2 Supplier Diversity Results by Standard Industrial Classification (SIC) Codes

Supplier Diversity Annual Report and Annual Plan																	
San Diego Gas & Electric				2022										GO 156 Section 9.1.2			
Supplier Diversity Results by Standard Industrial Classification (SIC) Codes																	
PRODUCT	SIC Code	African American		Asian Pacific American		Hispanic American		Native American		Minority Business Enterprise (MBE)	Women Business Enterprise (WBE)	Lesbian, Gay, Bisexual, Transgender Business Enterprise (LGBTBE)	Disabled Veteran Business Enterprise (DVBE)	Persons with Disabilities Business Enterprise (PDBE)	8(a)*	Total Supplier Diversity Spend	Total Procurement
		Male	Female	Male	Female	Male	Female	Male	Female								
23 - Apparel & Oth Finished Prods Made From Fabric	\$	-	-	-	-	-	-	-	-	-	1,139,725	-	-	-	-	1,139,725	
	%	0.00%	0.00%	0.00%	0.00%	0.00%	0.00%	0.00%	0.00%	0.00%	85.11%	0.00%	0.00%	0.00%	0.00%	85.11%	1,339,140
26 - Paper & Allied Prods	\$	-	-	-	-	321,494	-	-	-	321,494	-	-	-	-	-	321,494	
	%	0.00%	0.00%	0.00%	0.00%	99.46%	0.00%	0.00%	0.00%	99.46%	0.00%	0.00%	0.00%	0.00%	0.00%	99.46%	323,227
28 - Chemicals & Allied Prods	\$	314,808	-	-	-	-	-	-	-	314,808	54,625	106,742	-	-	-	476,175	
	%	21.29%	0.00%	0.00%	0.00%	0.00%	0.00%	0.00%	0.00%	21.29%	3.69%	7.22%	0.00%	0.00%	0.00%	32.21%	1,478,464
29 - Petroleum Refining & Related Industries	\$	-	-	-	-	-	-	-	-	-	321,972	-	-	-	-	321,972	
	%	0.00%	0.00%	0.00%	0.00%	0.00%	0.00%	0.00%	0.00%	0.00%	63.34%	0.00%	0.00%	0.00%	0.00%	63.34%	508,336
30 - Rubber & Misc Plastics Prods	\$	-	-	-	-	-	-	-	-	-	-	-	-	-	-	-	
	%	0.00%	0.00%	0.00%	0.00%	0.00%	0.00%	0.00%	0.00%	0.00%	0.00%	0.00%	0.00%	0.00%	0.00%	0.00%	266,557
32 - Stone, Clay, Glass & Concrete Prods	\$	-	-	-	-	-	-	-	-	-	-	-	-	-	-	-	
	%	0.00%	0.00%	0.00%	0.00%	0.00%	0.00%	0.00%	0.00%	0.00%	0.00%	0.00%	0.00%	0.00%	0.00%	0.00%	4,944,495
33 - Primary Metal Industries	\$	-	-	-	-	-	-	-	-	-	-	-	-	-	-	-	
	%	0.00%	0.00%	0.00%	0.00%	0.00%	0.00%	0.00%	0.00%	0.00%	0.00%	0.00%	0.00%	0.00%	0.00%	0.00%	13,999,396
34 - Fabricated Metal Prods, Exc Machinery	\$	-	-	1,507,521	-	2,758,025	-	62,944	-	4,328,490	4,634,749	-	-	-	-	8,963,240	
	%	0.00%	0.00%	6.06%	0.00%	11.09%	0.00%	0.25%	0.00%	17.40%	18.63%	0.00%	0.00%	0.00%	0.00%	36.03%	24,874,867
35 - Industrial & Commercial Machinery & Computer Equip	\$	-	-	-	-	2,966,433	270,497	-	-	3,236,930	794,600	-	-	-	-	4,031,530	
	%	0.00%	0.00%	0.00%	0.00%	7.01%	0.64%	0.00%	0.00%	7.65%	1.88%	0.00%	0.00%	0.00%	0.00%	9.53%	42,314,288
36 - Electronic & Oth Elec Equip & Components	\$	-	-	3,582,868	-	11,326,787	-	3,954,617	-	18,864,271	3,796,835	-	-	-	-	22,661,106	
	%	0.00%	0.00%	3.97%	0.00%	12.56%	0.00%	4.39%	0.00%	20.92%	4.21%	0.00%	0.00%	0.00%	0.00%	25.14%	90,156,383
37 - Transportation Equip	\$	-	-	107,190	130,567	113,212	-	-	-	350,968	304,673	-	-	-	-	655,641	
	%	0.00%	0.00%	0.65%	0.79%	0.68%	0.00%	0.00%	0.00%	2.11%	1.83%	0.00%	0.00%	0.00%	0.00%	3.95%	16,606,954
38 - Measuring, Analyzing & Controlling Instruments	\$	-	-	-	-	-	-	-	-	-	3,765,981	-	-	-	-	3,765,981	
	%	0.00%	0.00%	0.00%	0.00%	0.00%	0.00%	0.00%	0.00%	0.00%	17.45%	0.00%	0.00%	0.00%	0.00%	17.45%	21,586,901
39 - Misc Manufacturing Industries	\$	-	-	-	-	-	-	-	-	-	221,250	-	-	-	-	221,250	
	%	0.00%	0.00%	0.00%	0.00%	0.00%	0.00%	0.00%	0.00%	0.00%	35.51%	0.00%	0.00%	0.00%	0.00%	35.51%	623,086
50 - Wholesale Trade; Durable Goods	\$	269,026	-	351,534	4,153,851	492,723	206,641	37,192	-	5,510,967	92,573,676	-	1,917,094	-	-	100,001,737	
	%	0.16%	0.00%	0.21%	2.53%	0.30%	0.13%	0.02%	0.00%	3.35%	56.28%	0.00%	1.17%	0.00%	0.00%	60.80%	164,482,322
51 - Wholesale Trade; Nondurable Goods	\$	-	56,566	-	-	326,217	-	-	-	382,783	40,585,099	-	5,543	-	-	40,973,425	
	%	0.00%	0.13%	0.00%	0.00%	0.77%	0.00%	0.00%	0.00%	0.90%	95.56%	0.00%	0.01%	0.00%	0.00%	96.47%	42,471,424
52 - Bldg Mats, Hardware, Garden Supply	\$	-	-	-	-	-	-	-	-	-	-	-	-	-	-	-	
	%	0.00%	0.00%	0.00%	0.00%	0.00%	0.00%	0.00%	0.00%	0.00%	0.00%	0.00%	0.00%	0.00%	0.00%	0.00%	1,106,016
55 - Automotive Dirs & Gasoline Service Stations	\$	-	-	-	-	577,209	-	-	-	577,209	-	-	-	-	-	577,209	
	%	0.00%	0.00%	0.00%	0.00%	6.63%	0.00%	0.00%	0.00%	6.63%	0.00%	0.00%	0.00%	0.00%	0.00%	6.63%	8,705,141
57 - Home Furniture, Furnishings & Equip Stores	\$	-	-	-	-	-	-	-	-	-	606	-	-	-	-	606	
	%	0.00%	0.00%	0.00%	0.00%	0.00%	0.00%	0.00%	0.00%	0.00%	0.21%	0.00%	0.00%	0.00%	0.00%	0.21%	290,608
58 - Eating & Drinking Places	\$	-	-	-	-	-	-	-	-	-	1,099	-	-	-	-	1,099	
	%	0.00%	0.00%	0.00%	0.00%	0.00%	0.00%	0.00%	0.00%	0.00%	0.09%	0.00%	0.00%	0.00%	0.00%	0.09%	1,253,541
59 - Misc Retail	\$	-	-	2,033	-	203,634	-	-	-	205,667	14,847	-	-	-	-	220,514	
	%	0.00%	0.00%	0.17%	0.00%	16.92%	0.00%	0.00%	0.00%	17.08%	1.23%	0.00%	0.00%	0.00%	0.00%	18.32%	1,203,790
Total	\$	583,834	56,566	5,551,145	4,284,418	19,085,734	477,138	4,054,753	-	34,093,588	148,209,739	106,742	1,922,636	-	-	184,332,705	438,534,934
	%	0.13%	0.01%	1.27%	0.98%	4.35%	0.11%	0.92%	0.00%	7.77%	33.80%	0.02%	0.44%	0.00%	0.00%	42.03%	
Net Procurement**	\$																2,425,216,851

9.1.2 Supplier Diversity Results by Standard Industrial Classification (SIC) Codes (con't)

Supplier Diversity Annual Report and Annual Plan																	
San Diego Gas & Electric				2022					GO 156 Section 9.1.2								
Supplier Diversity Results by Standard Industrial Classification (SIC) Codes																	
SERVICE	SIC Code	African American		Asian Pacific American		Hispanic American		Native American		Minority Business Enterprise (MBE)	Women Business Enterprise (WBE)	Lesbian, Gay, Bisexual, Transgender Business Enterprise (LGBTBE)	Disabled Veteran Business Enterprise (DVBE)	Persons with Disabilities Business Enterprise (PDBE)	8(a)*	Total Supplier Diversity Spend	Total Procurement
		Male	Female	Male	Female	Male	Female	Male	Female								
07 - Agricultural Svcs	\$	-	1,275	2,093,754	-	6,266,375	-	-	-	8,361,404	1,453,380	-	-	-	-	9,814,784	71,795,803
	%	0.00%	0.00%	2.92%	0.00%	8.73%	0.00%	0.00%	0.00%	11.65%	2.02%	-	-	-	0.00%	13.67%	-
13 - Oil & Gas Extraction	\$	-	-	-	-	100,046	-	-	-	100,046	6,175	-	-	-	-	106,221	4,024,568
	%	0.00%	0.00%	0.00%	0.00%	0.00%	0.00%	0.00%	0.00%	2.49%	0.15%	0.00%	0.00%	0.00%	0.00%	2.64%	-
15 - Bldg Const-General Contractors	\$	2,942,952	-	27,655	27,094	12,650,286	-	818,215	-	16,466,202	7,090,368	-	4,360,827	-	-	27,917,397	48,759,939
	%	6.04%	0.00%	0.06%	0.06%	25.94%	0.00%	1.68%	0.00%	33.77%	14.54%	0.00%	8.94%	0.00%	0.00%	57.25%	-
16 - Heavy Const Other Than Bldg Construction	\$	-	-	-	-	58,714,251	-	22,491,679	2,752	81,208,682	19,307,880	-	18,055,001	-	-	118,571,562	401,343,490
	%	0.00%	0.00%	0.00%	0.00%	14.63%	0.00%	5.60%	0.00%	20.23%	4.81%	0.00%	4.50%	0.00%	0.00%	29.54%	-
17 - Const-Special Trade Contractors	\$	5,310,318	-	5,092,030	5,654,912	13,533,913	11,146,983	2,763,647	4,727,343	48,229,146	38,908,378	156,649	38,699,655	-	-	125,993,827	245,382,235
	%	2.16%	0.00%	2.08%	2.30%	5.52%	4.54%	1.13%	19.3%	19.65%	15.86%	0.06%	15.77%	0.00%	0.00%	51.35%	-
27 - Printing, Publishing & Allied Industries	\$	-	-	-	-	96,735	42,984	-	-	139,719	254,233	-	1,232	-	-	395,184	1,204,714
	%	0.00%	0.00%	0.00%	0.00%	0.00%	0.00%	0.00%	0.00%	11.60%	21.0%	0.00%	0.10%	0.00%	0.00%	32.80%	-
42 - Motor Freight Transportation & Warehousing	\$	1,405,034	-	97,136	70,233	282,238	22,804,365	-	-	24,659,006	1,408,084	-	12,261,405	-	-	38,328,495	40,873,622
	%	3.44%	0.00%	0.24%	0.17%	0.69%	55.79%	0.00%	0.00%	60.33%	3.44%	0.00%	30.00%	0.00%	0.00%	32.80%	-
45 - Transportation By Air	\$	-	-	-	-	-	-	-	-	-	1,610,720	-	-	-	-	1,610,720	2,474,003
	%	0.00%	0.00%	0.00%	0.00%	0.00%	0.00%	0.00%	0.00%	0.00%	65.11%	0.00%	0.00%	0.00%	0.00%	65.11%	-
47 - Transportation Svcs	\$	24,940	-	-	-	-	-	-	-	24,940	-	-	12,425	-	-	37,365	2,162,428
	%	1.15%	0.00%	0.00%	0.00%	0.00%	0.00%	0.00%	0.00%	0.00%	0.00%	0.00%	0.57%	0.00%	0.00%	17.3%	-
49 - Electric, Gas & Sanitary Svcs	\$	122,173	-	-	-	3,226,404	865,491	-	-	4,214,067	90,181	-	-	-	-	4,304,249	6,139,377
	%	1.99%	0.00%	0.00%	0.00%	52.55%	14.10%	0.00%	0.00%	68.64%	1.47%	0.00%	0.00%	0.00%	0.00%	70.11%	-
60 - Depository Institutions	\$	-	-	-	-	-	-	-	-	-	-	-	-	-	-	-	14,150,302
	%	0.00%	0.00%	0.00%	0.00%	0.00%	0.00%	0.00%	0.00%	0.00%	0.00%	0.00%	0.00%	0.00%	0.00%	0.00%	-
61 - Non-depository Institutions	\$	-	-	-	-	-	-	-	-	-	-	-	-	-	-	-	55,530
	%	0.00%	0.00%	0.00%	0.00%	0.00%	0.00%	0.00%	0.00%	0.00%	0.00%	0.00%	0.00%	0.00%	0.00%	0.00%	-
62 - Security & Commodity Brokers, Dirs, Exchanges	\$	-	-	-	-	152,500	-	-	-	152,500	152,500	-	388,875	-	-	693,875	9,244,424
	%	0.00%	0.00%	0.00%	0.00%	1.65%	0.00%	0.00%	0.00%	1.65%	1.65%	0.00%	4.21%	0.00%	0.00%	7.51%	-
64 - Insurance Agents, Brokers & Svcs	\$	-	-	-	-	-	-	-	-	-	-	-	-	-	-	-	14,048
	%	0.00%	0.00%	0.00%	0.00%	0.00%	0.00%	0.00%	0.00%	0.00%	0.00%	0.00%	0.00%	0.00%	0.00%	0.00%	-
65 - Real Estate	\$	3,726,137	-	-	-	8,320	-	-	-	3,734,457	-	-	-	-	-	3,734,457	7,283,082
	%	51.16%	0.00%	0.00%	0.00%	0.11%	0.00%	0.00%	0.00%	51.28%	0.00%	0.00%	0.00%	0.00%	0.00%	51.28%	-
73 - Business Svcs	\$	44,978,242	7,004,415	20,784,513	2,217,302	5,858,720	9,857,998	24,842,949	3,646	115,547,783	116,071,974	403,791	9,321,519	-	-	241,345,067	537,468,343
	%	8.37%	1.30%	3.87%	0.41%	1.09%	1.83%	4.62%	0.00%	21.50%	21.60%	0.08%	1.73%	0.00%	0.00%	44.90%	-
75 - Automotive Repair, Svcs & Parking	\$	8,453	-	-	-	273,971	2,853	-	-	285,278	586,665	-	-	-	-	871,943	3,821,430
	%	0.22%	0.00%	0.00%	0.00%	7.17%	0.07%	0.00%	0.00%	7.47%	15.35%	0.00%	0.00%	0.00%	0.00%	22.82%	-
76 - Misc Repair Svcs	\$	-	-	-	-	-	-	-	-	-	-	-	-	-	-	-	27,758,218
	%	0.00%	0.00%	0.00%	0.00%	0.00%	0.00%	0.00%	0.00%	0.00%	0.00%	0.00%	0.00%	0.00%	0.00%	0.00%	-
80 - Health Svcs	\$	-	75,981	-	303,553	-	-	-	-	379,534	5,653	-	-	-	-	385,187	732,119
	%	0.00%	10.38%	0.00%	41.46%	0.00%	0.00%	0.00%	0.00%	51.84%	0.77%	0.00%	0.00%	0.00%	0.00%	52.61%	-
81 - Legal Svcs	\$	-	-	16,504	55,286	76,435	-	-	-	148,225	3,264,194	-	-	-	-	3,412,419	13,551,578
	%	0.00%	0.00%	0.12%	0.41%	0.56%	0.00%	0.00%	0.00%	1.09%	24.09%	0.00%	0.00%	0.00%	0.00%	25.18%	-
87 - Engrg, Accounting, Research, Mgmt & Related Svcs	\$	2,086,309	2,971,832	47,642,282	13,802,363	59,598,689	11,533	590,613	-	126,803,620	41,643,774	7,783,065	8,820,798	-	-	185,051,257	500,022,837
	%	0.42%	0.59%	9.53%	2.76%	11.92%	0.02%	0.12%	0.00%	25.36%	8.33%	1.56%	1.76%	0.00%	0.00%	37.01%	-
89 - Svcs, Not Elsewhere Classified	\$	225,234	-	65,390	90,186	2,004,655	113	234,479	-	2,620,057	14,285,282	179,629	78,711	-	-	17,163,679	48,413,262
	%	0.47%	0.00%	0.14%	0.19%	4.14%	0.00%	0.48%	0.00%	5.41%	29.51%	0.37%	0.16%	0.00%	0.00%	35.45%	-
Total	\$	60,829,792	10,053,502	75,819,263	22,220,928	162,743,492	44,932,366	51,741,582	4,733,740	433,074,666	246,139,441	8,523,134	92,000,447	-	-	779,737,688	1,986,676,353
	%	3.06%	0.51%	3.82%	1.12%	8.19%	2.26%	2.60%	0.24%	21.80%	12.39%	0.43%	4.63%	0.00%	0.00%	39.25%	-
Net Procurement**	\$	-	-	-	-	-	-	-	-	-	-	-	-	-	-	-	2,425,216,851

NOTES:

* 8(a) - Firms classified as 8(a) by the Small Business Administration include non-WMDV/LGBT/PD/BE. Businesses owned and controlled by persons found to be disadvantaged by the U.S. Small Business Administration pursuant to Section 8(a) of the Small Business Act, as amended (15 U.S.C. 637 (a)) or the U.S. Secretary of Commerce, pursuant to Section 5 of Executive Order 11625 (GO 156 Section 1.3.13).

** Net Procurement includes purchase orders, non-purchase orders, and credit card dollars.

¹ Direct - Means Direct Procurement: when a utility directly procures from a supplier.

² Sub - Means Subcontractor Procurement: when a prime contractor, in contract with a utility, procures from a subcontractor to fulfil its contractual obligation(s).

% - Percentage of Net Procurement.

Totals may not add due to rounding.

9.1.2 Number of Diverse Suppliers and Revenue Reported to the Supplier Clearinghouse

Supplier Diversity Annual Report and Annual Plan															
San Diego Gas and Electric			2022										GO 156 Section 9.1.2		
Number of Diverse Suppliers and Revenue Reported to the Supplier Clearinghouse															
Number of Diverse Suppliers Data															
Number of Diverse Suppliers	Revenue Reported to the Supplier Clearinghouse							Utility-Specific 2022 Summary							
	Minority Business Enterprise (MBE)	Women Business Enterprise (WBE)	Lesbian, Gay, Bisexual, Transgender Business Enterprise (LGBTBE)	Disabled Veteran Business Enterprise (DVBE)	Persons with Disabilities Business Enterprise (PDBE)	8(a)*	Total	Minority Business Enterprise (MBE)	Women Business Enterprise (WBE)	Lesbian, Gay, Bisexual, Transgender Business Enterprise (LGBTBE)	Disabled Veteran Business Enterprise (DVBE)	Persons with Disabilities Business Enterprise (PDBE)	8(a)*	Total	
Under \$1 million	129	95	8	33	0	0	265	222	172	8	25	0	0	427	
Under \$5 million	52	42	1	0	0	0	95	41	37	1	4	0	0	83	
Under \$10 million	28	32	1	1	0	0	62	10	8	1	2	0	0	21	
Above \$10 million	77	58	0	0	0	0	135	13	10	0	3	0	0	26	
Total	286	227	10	34	0	0	557	286	227	10	34	0	0	557	

Revenue and Payment Data															
Revenue of Diverse Suppliers	Revenue Reported to the Supplier Clearinghouse							Utility-Specific 2022 Summary							
	Minority Business Enterprise (MBE)	Women Business Enterprise (WBE)	Lesbian, Gay, Bisexual, Transgender Business Enterprise (LGBTBE)	Disabled Veteran Business Enterprise (DVBE)	Persons with Disabilities Business Enterprise (PDBE)	8(a)*	Total	Minority Business Enterprise (MBE)	Women Business Enterprise (WBE)	Lesbian, Gay, Bisexual, Transgender Business Enterprise (LGBTBE)	Disabled Veteran Business Enterprise (DVBE)	Persons with Disabilities Business Enterprise (PDBE)	8(a)*	Total	
Under \$1 million	21	23	1	0	0	0	45	37	28	1	4	0	0	70	
Under \$5 million	133	109	2	0	0	0	243	97	90	1	7	0	0	195	
Under \$10 million	203	217	5	6	0	0	431	76	59	6	15	0	0	156	
Above \$10 million	29,257	8,317	0	0	0	0	37,574	257	218	0	68	0	0	543	
Total	29,614	8,666	8	6	0	0	38,294	467	394	9	94	0	0	964	

NOTES:

* 8(a) - Firms classified as 8(a) by the Small Business Administration include non-WMDVLGBTBPDBE. Businesses owned and controlled by persons found to be disadvantaged by the U.S. Small Business Administration pursuant to Section 8(a) of the Small Business Act, as amended (15 U.S.C. 637 (a)) or the U.S. Secretary of Commerce, pursuant to Section 5 of Executive Order 11625 (GO 156 Section 1.3.13).
 ** Net Procurement includes purchase orders, non-purchase orders, and credit card dollars.

Totals may not add due to rounding.

9.1.2 Description of Number of Diverse Suppliers with California Majority Workforce

SDG&E did business with 147 diverse suppliers in 2022 that have the majority of their workforce in California.

9.1.3 Supplier Diversity Program Expense

Itemization of Supplier Diversity Program Expenses

Expenses for the 2022 Supplier Diversity program include items such as collateral development, networking events, technical assistance, capacity building, CPUC Supplier Clearinghouse payments, office support services and other program expenses.

Expense Category	2022 (in thousands)
Wages	\$509
Other Employee Expenses	\$16
Program Expenses	\$67
Reporting Expenses	\$25
Training Expenses	\$7
Consultant Expenses	\$48
Other Expenses	\$140
Total	\$812

9.1.4 Description of Progress in Meeting or Exceeding Set Goals

SDG&E was able to exceed the CPUC diverse spend goal for the 18th consecutive year, through the execution of internal strategies, programs and support from our business units and executive management. The LGBT category goal was not achieved, primarily due to the low number of LGBT certified businesses. We will continue our focus to find and develop suppliers in this category for 2023.

9.1.4 Supplier Diversity Results Compared to Set Goals

Supplier Diversity Annual Report and Annual Plan		
San Diego Gas and Electric	2022	GO 156 Section 9.1.4
Supplier Diversity Results Compared to Set Goals		
Category	2022 Result %	2022 Goal %
Minority Male Business Enterprise	15.69%	0.00%
Minority Female Business Enterprise	3.58%	0.00%
Minority Business Enterprise (MBE)	19.26%	15.00%
Women Business Enterprise (WBE)	16.26%	5.00%
Lesbian, Gay, Bisexual, Transgender Business Enterprise (LGBTBE)	0.36%	0.50%
Disabled Veteran Business Enterprise (DVBE)	3.87%	1.50%
Persons with Disabilities Business Enterprise (PDBE)	0.00%	N/A
Total	39.75%	22.00%

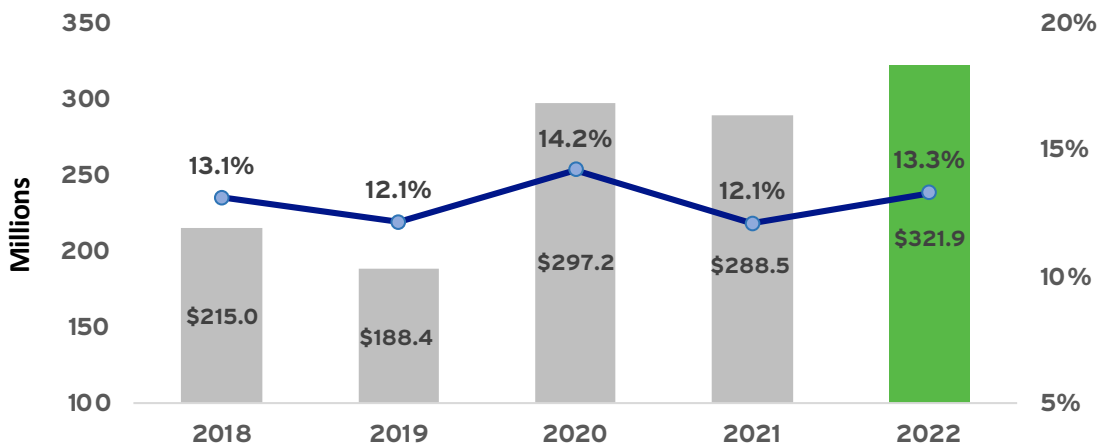
NOTE:
% - Percentage of Net Procurement.

9.1.5 Description of Prime Contractors Utilization of Diverse Subcontractors

Supplier Diversity Subcontracting

We continue to have strong performance in subcontracting with our diverse suppliers. In 2022, we achieved \$321.9 million or 13.3 percent in supplier diversity spending and will continue our efforts to increase our spending in this area.

SUBCONTRACTING 2018 TO 2022 (\$ AND %)



Daryl Visser
VP of Operations,
Primoris Snelson



The success of our work depends on having reliable suppliers and subcontractors, so we are very interested in ensuring we have a diverse base to support our work. More importantly though, we want to provide a positive impact on the communities where we work and having a diverse network of suppliers and subcontractors allows us to provide opportunities for business in those areas.”

9.1.5 Summary of Prime Contractors Utilization of Diverse Subcontractors

San Diego Gas & Electric			2022				G.O. #156 Sec. 9.1.5			
Summary of Prime Contractor Utilization of Diverse Subcontractors										
	Minority Male	Minority Female	Minority Business Enterprise (MBE)	Women Business Enterprise (WBE)	Lesbian, Gay Bisexual, Transgender Business Enterprise (LGBTBE)	Disabled Veteran Business Enterprise (DVBE)	Persons with Disabilities Business Enterprise (PDBE)	Other 8(a)*	Total Supplier Diversity Spend	
Direct \$	276,374,328	30,640,710	307,015,039	287,529,059	7,654,645	39,947,427	-	-	642,146,170	
Subcontracting \$	104,035,267	56,117,948	160,153,215	106,820,121	975,231	53,975,656	-	-	321,924,222	
Total \$	380,409,595	86,758,658	467,168,253	394,349,180	8,629,876	93,923,083	-	-	964,070,392	
Direct %	11.40%	1.26%	12.66%	11.86%	0.32%	1.65%	0.00%	0.00%	26.48%	
Subcontracting %	4.29%	2.31%	6.60%	4.40%	0.04%	2.23%	0.00%	0.00%	13.27%	
Total %	15.69%	3.58%	19.26%	16.26%	0.36%	3.87%	0.00%	0.00%	39.75%	
Net Procurement**									2,425,216,851	

NOTES:

* 8(a) - Firms classified as 8(a) by the Small Business Administration include non-WMDVLGBTDPBE. Businesses owned and controlled by persons found to be disadvantaged by the U.S. Small Business Administration pursuant to Section 8(a) of the Small Business Act, as amended (15 U.S.C. 637 (a)) or the U.S. Secretary of Commerce, pursuant to Section 5 of Executive Order 11625 (GO 156 Section 1.3.13).

** Net Procurement includes purchase orders, non-purchase orders, and credit card dollars.

Direct - Means Direct Procurement: when a utility directly procures from a supplier.

Sub - Means Subcontractor Procurement: when a prime contractor, in contract with a utility, procures from a subcontractor to fulfil its contractual obligation(s).

% - Percentage of Net Procurement.

Totals may not add due to rounding.

Top-Tier Wildfire Mitigation Program



- Recognized as a leader in wildfire innovation and weather science
- Continued investment in fire hardening to support public safety
- Strategic undergrounding with 100+ miles in high fire thread areas by 2022

9.1.6 List of Supplier Diversity Complaints Received and Current Status

There were no formal complaints filed against SDG&E with the CPUC or lawsuits filed in 2022 in relation to SDG&E's Supplier Diversity program.

9.1.7 Description of Efforts to Recruit Diverse Suppliers in Low Utilization Categories

SDG&E continues to focus on increasing the number of diverse suppliers as well as the spend in low utilization categories. In 2022 we spent \$1.1 million or 3.6 percent of our total financial services spend with diverse suppliers. In the legal services area, \$3.4 million or 25.1 percent was spent with diverse firms.

Financial Services

Financial services remain an important part of SDG&E's outreach efforts. Our executives and stakeholders are aware of the importance of penetrating this service sector and are assisting in actively seeking out qualified, diverse suppliers for specific financial reviews and audits.

Legal Services

SDG&E recognizes the importance of working with diverse legal firms to increase spending. Our Legal department has a Community of Counsel Diversity program where they provide incentives to law firms performing work for SDG&E who assign diverse partners and non-partner attorneys to our matters.

Our commitment to innovation and technology is advancing cleaner energy systems.

9.1.9 Description of Supplier Diversity Activities and Progress in Power (Energy) Procurement

SDG&E procured over \$5.2 million in renewable energy from diverse suppliers in power procurement and progress achieved during the previous calendar year.

9.1.9 Supplier Diversity Results in Power (Energy) Procurement

Supplier Diversity Annual Report and Annual Plan								
San Diego Gas and Electric		2022					GO 156 Section 9.1.9	
Supplier Diversity Results in Power (Energy) Procurement								
		Direct Power Purchases \$	Direct Fuels for Generation \$		Totals \$ ¹			% ²
		Renewable and Non-Renewable Power Products	Diesel	Natural Gas	Direct ³	Sub	Total \$ ⁴	
Minority Male	African American	\$0	\$0	\$0	\$0	\$0	\$0	0.00%
	Asian Pacific American	\$0	\$0	\$0	\$0	\$0	\$0	0.00%
	Hispanic American	\$0	\$0	\$0	\$0	\$0	\$0	0.00%
	Native American	\$5,236,725	\$0	\$0	\$5,236,725	\$0	\$5,236,725	0.39%
	Total Minority Male	\$5,236,725	\$0	\$0	\$5,236,725	\$0	\$5,236,725	0.39%
Minority Female	African American	\$0	\$0	\$0	\$0	\$0	\$0	0.00%
	Asian Pacific American	\$0	\$0	\$1,848,780	\$1,848,780	\$0	\$1,848,780	0.14%
	Hispanic American	\$0	\$0	\$0	\$0	\$0	\$0	0.00%
	Native American	\$0	\$0	\$0	\$0	\$0	\$0	0.00%
	Total Minority Female	\$0	\$0	\$1,848,780	\$1,848,780	\$0	\$1,848,780	0.14%
Total Minority Business Enterprise (MBE)	\$5,236,725	\$0	\$1,848,780	\$7,085,505	\$0	\$7,085,505	0.53%	
Women Business Enterprise (WBE)	\$0	\$0	\$8,985,667	\$8,985,667	\$106,185	\$9,091,852	0.67%	
Lesbian, Gay, Bisexual, Transgender Business Enterprise (LGBTBE)	\$0	\$0	\$0	\$0	\$36,470	\$36,470	0.00%	
Disabled Veteran Business Enterprise (DVBE)	\$0	\$0	\$0	\$0	\$2,587	\$2,587	0.00%	
Persons with Disabilities Business Enterprises (PDBE)	\$0	\$0	\$0	\$0	\$13,250	\$13,250	0.00%	
8(a) ⁵	\$0	\$0	\$0	\$0	\$0	\$0	0.00%	
Total Supplier Diversity	\$5,236,725	\$0	\$10,834,447	\$16,071,172	\$158,492	\$16,229,664	1.20%	
Net Power Procurement							\$1,347,300,625	
Net Direct Power Purchases							\$990,205,108	
Net Direct Fuels for Generation							\$357,095,517	

NOTES:

¹ Excludes purchases from the California Independent System Operator (CAISO), other utilities, federal entities, state entities, municipalities and cooperatives.

² % - Percentage of Net Procurement.

³ Includes Direct Power Purchases and Direct Fuels for Generation.

⁴ "Total" does not include pre-commercial development (COD) subcontracting values.

⁵ 8(a) - Businesses owned and controlled by persons found to be disadvantaged by the U.S. Small Business Administration pursuant to Section 8(a) of the Small Business Act, as amended (15 U.S.C. 637 (a)) or the U.S. Secretary of Commerce, pursuant to Section 5 of Executive Order 11625 (GO 156 Section 1.3.13).

Public version excludes Nuclear spend

9.1.11 Description of Supplier Diversity Activities and Progress in Fuel Procurement

SDG&E remains committed to creating opportunities for diverse natural gas suppliers. At SDG&E, in 2022 we procured over \$10.8 million of our natural gas purchases, used for our natural gas-fired electric generation plants, from diverse suppliers.

SDG&E's obligation to procure least-cost, best-fit electricity from suppliers and to manage risk exposure by finding and vetting suppliers who meet SDG&E's credit requirements presents very specific challenges in power procurement. It is often difficult for diverse suppliers with limited access to credit to mount a plausible case for their proposals against large electric generators financed by investment firms or commercial banks. SDG&E continues to work with individual diverse suppliers on credit requirements and access to credit strategies in order to foster their participation in the electricity market. SDG&E and other utility buyers use a specialized credit instrument, the Funds Transfer Agency Agreement (FTAA), to assist small suppliers in short-term procurement opportunities. The FTAA facilitates entry into a capital-intensive portion of our power procurement process for diverse suppliers without having to utilize their available lines of credit.

9.1.11 Supplier Diversity Results in Fuel Procurement

Supplier Diversity Annual Report and Annual Plan										
San Diego Gas and Electric		2022					GO 156 Section 9.1.11			
Supplier Diversity Results in Fuel Procurement										
		Natural Gas \$		LPG \$ ¹		Totals \$ ²			% ³	
		SHORT TERM	LONG TERM	SHORT TERM	LONG TERM	Total Natural Gas	Total LPG	Total \$		
Minority Male	African American	\$0	\$0	\$0	\$0	\$0	\$0	\$0	-1	
	Asian Pacific American	\$0	\$0	\$0	\$0	\$0	\$0	\$0	-100.00%	
	Hispanic American	\$0	\$0	\$0	\$0	\$0	\$0	\$0	-100.00%	
	Native American	\$0	\$0	\$0	\$0	\$0	\$0	\$0	-100.00%	
	Total Minority Male	\$0	\$0	\$0	\$0	\$0	\$0	\$0	-100.00%	
Minority Female	African American	\$0	\$0	\$0	\$0	\$0	\$0	\$0	-100.00%	
	Asian Pacific American	\$1,848,780	\$0	\$0	\$0	\$1,848,780	\$0	\$1,848,780	-100.00%	
	Hispanic American	\$0	\$0	\$0	\$0	\$0	\$0	\$0	-100.00%	
	Native American	\$0	\$0	\$0	\$0	\$0	\$0	\$0	-100.00%	
	Total Minority Female	\$1,848,780	\$0	\$0	\$0	\$1,848,780	\$0	\$1,848,780	-100.00%	
Total Minority Business Enterprise (MBE)	\$1,848,780	\$0	\$0	\$0	\$1,848,780	\$0	\$1,848,780	-100.00%		
Women Business Enterprise (WBE)	\$8,985,667	\$0	\$0	\$0	\$8,985,667	\$0	\$8,985,667	-100.00%		
Lesbian, Gay, Bisexual, Transgender Business Enterprise (LGBTBE)	\$0	\$0	\$0	\$0	\$0	\$0	\$0	-100.00%		
Disabled Veteran Business Enterprise (DVBE)	\$0	\$0	\$0	\$0	\$0	\$0	\$0	-100.00%		
Persons with Disabilities Business Enterprises (PDBE)	\$0	\$0	\$0	\$0	\$0	\$0	\$0			
Other 8(a) ⁴	\$0	\$0	\$0	\$0	\$0	\$0	\$0	-100.00%		
TOTAL WMDVLGBTBE	\$10,834,447	\$0	\$0	\$0	\$10,834,447	\$0	\$10,834,447	-100.00%		
Net Fuel Procurement								\$357,095,517		
Net Natural Gas Procurement								\$357,095,517		
Net LPG Procurement								\$0		

NOTES:

Short Term: The term of the deal is no longer than one calendar month.

Long Term: The term of the deal is greater than one calendar month but less than one calendar year.

¹ LPG - Liquefied Petroleum Gas

² Excludes purchases from the CAISO, other utilities, federal entities, state entities, municipalities and cooperatives.

³ % - Percentage of Net Fuel Procurement

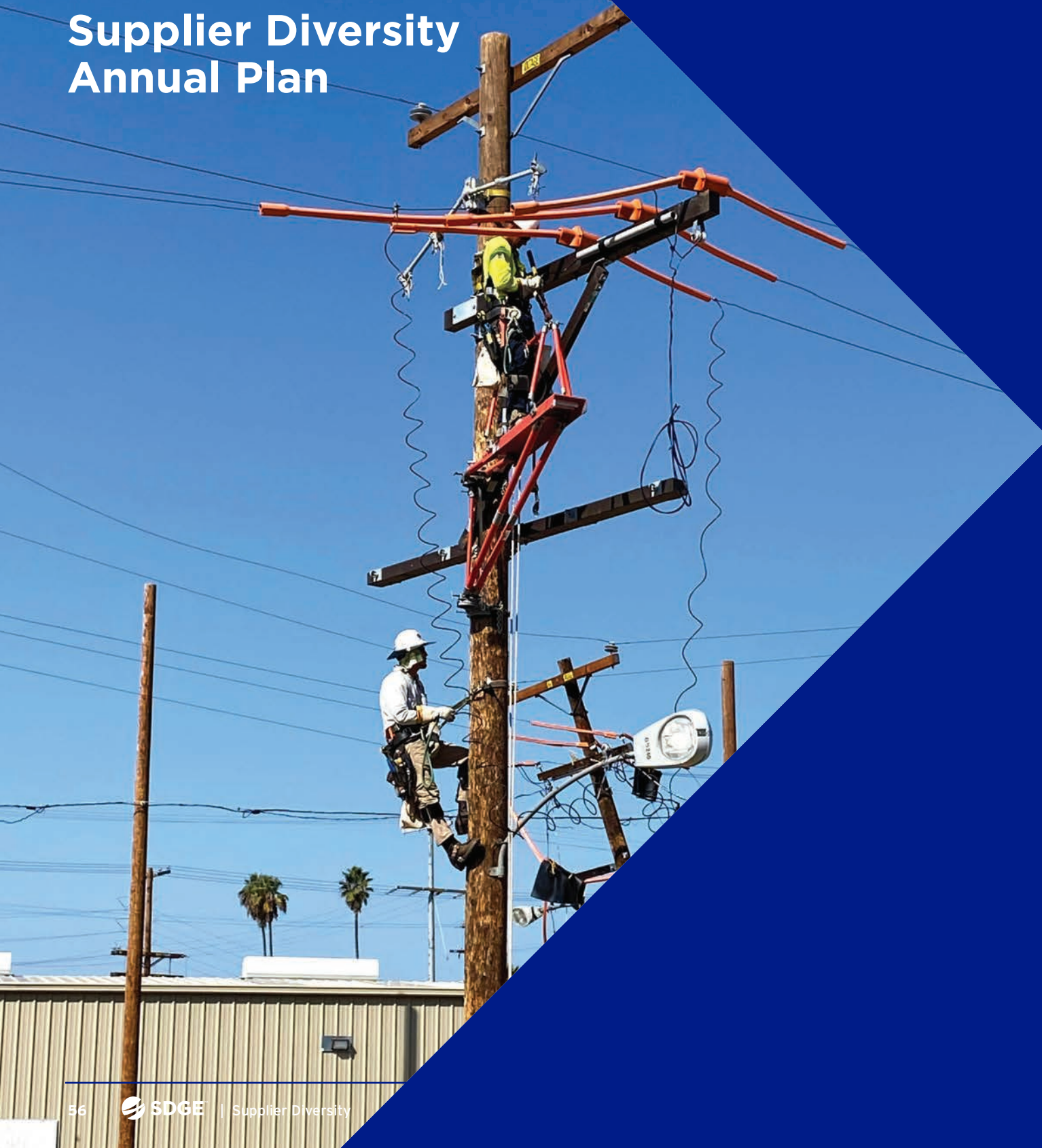
⁴ 8(a) - Businesses owned and controlled by persons found to be disadvantaged by the U.S. Small Business

Administration pursuant to Section 8(a) of the Small Business Act, as amended (15 U.S.C. 637 (a)) or the U.S. Secretary of Commerce, pursuant to Section 5 of Executive Order 11625 (GO 156 Section 1.3.13).

2023



Supplier Diversity Annual Plan



10.1.1 Supplier Diversity Short-, Mid-, and Long-Term Procurement Goals

SDG&E is committed to a 40 percent supplier diversity goal.

To achieve this goal, we'll focus on the following initiatives to ensure suppliers build a sustainable business model:

- Continue to increase our minority spend, specifically in the African American spend category in support of the company's equity action plan.
- Continue to increase our spend with local, diverse San Diego County suppliers.
- Expand our virtual communication platforms to support our Technical Assistance programs, Supplier Forums and CBOs collaboration.
- Continue to expand our supplier base in the LGBTBE spend category; support a 1 percent LGBTBE goal.
- Partner with key business units and employees for refreshed Champion Ambassador Program to help advance supplier diversity programs.

The SDG&E supplier diversity goal is to exceed the requirements of General Order 156, in our short-, mid- and long-term goals.

Since the makeup of our diverse suppliers is ever-changing, we have not established specific goals within each sub-category.

Supplier Diversity Annual Report and Annual Plan																		
2022																		
San Diego Gas & Electric						Supplier Diversity Short-, Mid-, and Long-Term Procurement Goals						GO 156 Section 10.1.1						
SIC Code	Short-Term 2023						Mid-Term 2025						Long-Term 2027					
	Minority Business Enterprise (MBE)	Women Business Enterprise (WBE)	Lesbian, Gay, Bisexual, Transgender Business Enterprise (LGBTBE)	Disabled Veteran Business Enterprise (DVBE)	Persons with Disabilities Business Enterprise (PDBE)	Total Supplier Diversity Goal	Minority Business Enterprise (MBE)	Women Business Enterprise (WBE)	Lesbian, Gay, Bisexual, Transgender Business Enterprise (LGBTBE)	Disabled Veteran Business Enterprise (DVBE)	Persons with Disabilities Business Enterprise (PDBE)	Total Supplier Diversity Goal	Minority Business Enterprise (MBE)	Women Business Enterprise (WBE)	Lesbian, Gay, Bisexual, Transgender Business Enterprise (LGBTBE)	Disabled Veteran Business Enterprise (DVBE)	Persons with Disabilities Business Enterprise (PDBE)	Total Supplier Diversity Goal
23 - Apparel & Oth Finished Prods Made From Fabric	15.00%	5.00%	1.00%	1.50%	0.00%	22.50%	15.00%	5.00%	1.50%	1.50%	0.00%	23.00%	15.00%	5.00%	1.50%	1.50%	0.00%	23.00%
26 - Paper & Allied Prods	15.00%	5.00%	1.00%	1.50%	0.00%	22.50%	15.00%	5.00%	1.50%	1.50%	0.00%	23.00%	15.00%	5.00%	1.50%	1.50%	0.00%	23.00%
28 - Chemicals & Allied Prods	15.00%	5.00%	1.00%	1.50%	0.00%	22.50%	15.00%	5.00%	1.50%	1.50%	0.00%	23.00%	15.00%	5.00%	1.50%	1.50%	0.00%	23.00%
29 - Petroleum Refining & Related Industries	15.00%	5.00%	1.00%	1.50%	0.00%	22.50%	15.00%	5.00%	1.50%	1.50%	0.00%	23.00%	15.00%	5.00%	1.50%	1.50%	0.00%	23.00%
30 - Rubber & Misc Plastics Prods	15.00%	5.00%	1.00%	1.50%	0.00%	22.50%	15.00%	5.00%	1.50%	1.50%	0.00%	23.00%	15.00%	5.00%	1.50%	1.50%	0.00%	23.00%
32 - Stone, Clay, Glass & Concrete Prods	15.00%	5.00%	1.00%	1.50%	0.00%	22.50%	15.00%	5.00%	1.50%	1.50%	0.00%	23.00%	15.00%	5.00%	1.50%	1.50%	0.00%	23.00%
33 - Primary Metal Industries	15.00%	5.00%	1.00%	1.50%	0.00%	22.50%	15.00%	5.00%	1.50%	1.50%	0.00%	23.00%	15.00%	5.00%	1.50%	1.50%	0.00%	23.00%
34 - Fabricated Metal Prods, Exc Machinery	15.00%	5.00%	1.00%	1.50%	0.00%	22.50%	15.00%	5.00%	1.50%	1.50%	0.00%	23.00%	15.00%	5.00%	1.50%	1.50%	0.00%	23.00%
35 - Industrial & Commercial Machinery & Computer Equip	15.00%	5.00%	1.00%	1.50%	0.00%	22.50%	15.00%	5.00%	1.50%	1.50%	0.00%	23.00%	15.00%	5.00%	1.50%	1.50%	0.00%	23.00%
36 - Electronic & Oth Elec Equip & Components	15.00%	5.00%	1.00%	1.50%	0.00%	22.50%	15.00%	5.00%	1.50%	1.50%	0.00%	23.00%	15.00%	5.00%	1.50%	1.50%	0.00%	23.00%
37 - Transportation Equip	15.00%	5.00%	1.00%	1.50%	0.00%	22.50%	15.00%	5.00%	1.50%	1.50%	0.00%	23.00%	15.00%	5.00%	1.50%	1.50%	0.00%	23.00%
38 - Measuring, Analyzing & Controlling Instruments	15.00%	5.00%	1.00%	1.50%	0.00%	22.50%	15.00%	5.00%	1.50%	1.50%	0.00%	23.00%	15.00%	5.00%	1.50%	1.50%	0.00%	23.00%
39 - Misc Manufacturing Industries	15.00%	5.00%	1.00%	1.50%	0.00%	22.50%	15.00%	5.00%	1.50%	1.50%	0.00%	23.00%	15.00%	5.00%	1.50%	1.50%	0.00%	23.00%
50 - Wholesale Trade; Durable Goods	15.00%	5.00%	1.00%	1.50%	0.00%	22.50%	15.00%	5.00%	1.50%	1.50%	0.00%	23.00%	15.00%	5.00%	1.50%	1.50%	0.00%	23.00%
51 - Wholesale Trade; Nondurable Goods	15.00%	5.00%	1.00%	1.50%	0.00%	22.50%	15.00%	5.00%	1.50%	1.50%	0.00%	23.00%	15.00%	5.00%	1.50%	1.50%	0.00%	23.00%
52 - Bldg Matis, Hardware, Garden Supply	15.00%	5.00%	1.00%	1.50%	0.00%	22.50%	15.00%	5.00%	1.50%	1.50%	0.00%	23.00%	15.00%	5.00%	1.50%	1.50%	0.00%	23.00%
55 - Automotive Dirs & Gasoline Service Stations	15.00%	5.00%	1.00%	1.50%	0.00%	22.50%	15.00%	5.00%	1.50%	1.50%	0.00%	23.00%	15.00%	5.00%	1.50%	1.50%	0.00%	23.00%
57 - Home Furniture, Furnishings & Equip Stores	15.00%	5.00%	1.00%	1.50%	0.00%	22.50%	15.00%	5.00%	1.50%	1.50%	0.00%	23.00%	15.00%	5.00%	1.50%	1.50%	0.00%	23.00%
58 - Eating & Drinking Places	15.00%	5.00%	1.00%	1.50%	0.00%	22.50%	15.00%	5.00%	1.50%	1.50%	0.00%	23.00%	15.00%	5.00%	1.50%	1.50%	0.00%	23.00%
59 - Misc Retail	15.00%	5.00%	1.00%	1.50%	0.00%	22.50%	15.00%	5.00%	1.50%	1.50%	0.00%	23.00%	15.00%	5.00%	1.50%	1.50%	0.00%	23.00%
Subtotal	15.00%	5.00%	1.00%	1.50%	0.00%	22.50%	15.00%	5.00%	1.50%	1.50%	0.00%	23.00%	15.00%	5.00%	1.50%	1.50%	0.00%	23.00%

10.1.1 Supplier Diversity Short-, Mid-, and Long-Term Procurement Goals (con't)

SIC Code Service	Short-Term 2023						Mid-Term 2025						Long-Term 2027					
	Minority Business Enterprise (MBE)	Women Business Enterprise (WBE)	Lesbian, Gay, Bisexual, Transgender Business Enterprise (LGBTBE)	Disabled Veteran Business Enterprise (DVBE)	Persons with Disabilities Business Enterprise (PDBE)	Total Supplier Diversity Goal	Minority Business Enterprise (MBE)	Women Business Enterprise (WBE)	Lesbian, Gay, Bisexual, Transgender Business Enterprise (LGBTBE)	Disabled Veteran Business Enterprise (DVBE)	Persons with Disabilities Business Enterprise (PDBE)	Total Supplier Diversity Goal	Minority Business Enterprise (MBE)	Women Business Enterprise (WBE)	Lesbian, Gay, Bisexual, Transgender Business Enterprise (LGBTBE)	Disabled Veteran Business Enterprise (DVBE)	Persons with Disabilities Business Enterprise (PDBE)	Total Supplier Diversity Goal
	07 - Agricultural Svcs	15.00%	5.00%	1.00%	1.50%	0.00%	22.50%	15.00%	5.00%	1.50%	1.50%	0.00%	23.00%	15.00%	5.00%	1.50%	1.50%	0.00%
13 - Oil & Gas Extraction	15.00%	5.00%	1.00%	1.50%	0.00%	22.50%	15.00%	5.00%	1.50%	1.50%	0.00%	23.00%	15.00%	5.00%	1.50%	1.50%	0.00%	23.00%
15 - Bldg Const-General Contractors	15.00%	5.00%	1.00%	1.50%	0.00%	22.50%	15.00%	5.00%	1.50%	1.50%	0.00%	23.00%	15.00%	5.00%	1.50%	1.50%	0.00%	23.00%
16 - Heavy Const Oth Than Bldg Construction	15.00%	5.00%	1.00%	1.50%	0.00%	22.50%	15.00%	5.00%	1.50%	1.50%	0.00%	23.00%	15.00%	5.00%	1.50%	1.50%	0.00%	23.00%
17 - Const-Special Trade Contractors	15.00%	5.00%	1.00%	1.50%	0.00%	22.50%	15.00%	5.00%	1.50%	1.50%	0.00%	23.00%	15.00%	5.00%	1.50%	1.50%	0.00%	23.00%
27 - Printing, Publishing & Allied Industries	15.00%	5.00%	1.00%	1.50%	0.00%	22.50%	15.00%	5.00%	1.50%	1.50%	0.00%	23.00%	15.00%	5.00%	1.50%	1.50%	0.00%	23.00%
42 - Motor Freight Transportation & Warehousing	15.00%	5.00%	1.00%	1.50%	0.00%	22.50%	15.00%	5.00%	1.50%	1.50%	0.00%	23.00%	15.00%	5.00%	1.50%	1.50%	0.00%	23.00%
45 - Transportation By Air	15.00%	5.00%	1.00%	1.50%	0.00%	22.50%	15.00%	5.00%	1.50%	1.50%	0.00%	23.00%	15.00%	5.00%	1.50%	1.50%	0.00%	23.00%
47 - Transportation Svcs	15.00%	5.00%	1.00%	1.50%	0.00%	22.50%	15.00%	5.00%	1.50%	1.50%	0.00%	23.00%	15.00%	5.00%	1.50%	1.50%	0.00%	23.00%
49 - Electric, Gas & Sanitary Svcs	15.00%	5.00%	1.00%	1.50%	0.00%	22.50%	15.00%	5.00%	1.50%	1.50%	0.00%	23.00%	15.00%	5.00%	1.50%	1.50%	0.00%	23.00%
60 - Depository Institutions	15.00%	5.00%	1.00%	1.50%	0.00%	22.50%	15.00%	5.00%	1.50%	1.50%	0.00%	23.00%	15.00%	5.00%	1.50%	1.50%	0.00%	23.00%
61 - Non-depository Institutions	15.00%	5.00%	1.00%	1.50%	0.00%	22.50%	15.00%	5.00%	1.50%	1.50%	0.00%	23.00%	15.00%	5.00%	1.50%	1.50%	0.00%	23.00%
62 - Security & Commodity Brokers, Dirs, Exchanges	15.00%	5.00%	1.00%	1.50%	0.00%	22.50%	15.00%	5.00%	1.50%	1.50%	0.00%	23.00%	15.00%	5.00%	1.50%	1.50%	0.00%	23.00%
64 - Insurance Agents, Brokers & Svcs	15.00%	5.00%	1.00%	1.50%	0.00%	22.50%	15.00%	5.00%	1.50%	1.50%	0.00%	23.00%	15.00%	5.00%	1.50%	1.50%	0.00%	23.00%
65 - Real Estate	15.00%	5.00%	1.00%	1.50%	0.00%	22.50%	15.00%	5.00%	1.50%	1.50%	0.00%	23.00%	15.00%	5.00%	1.50%	1.50%	0.00%	23.00%
73 - Business Svcs	15.00%	5.00%	1.00%	1.50%	0.00%	22.50%	15.00%	5.00%	1.50%	1.50%	0.00%	23.00%	15.00%	5.00%	1.50%	1.50%	0.00%	23.00%
75 - Automotive Repair, Svcs & Parking	15.00%	5.00%	1.00%	1.50%	0.00%	22.50%	15.00%	5.00%	1.50%	1.50%	0.00%	23.00%	15.00%	5.00%	1.50%	1.50%	0.00%	23.00%
76 - Misc Repair Svcs	15.00%	5.00%	1.00%	1.50%	0.00%	22.50%	15.00%	5.00%	1.50%	1.50%	0.00%	23.00%	15.00%	5.00%	1.50%	1.50%	0.00%	23.00%
80 - Health Svcs	15.00%	5.00%	1.00%	1.50%	0.00%	22.50%	15.00%	5.00%	1.50%	1.50%	0.00%	23.00%	15.00%	5.00%	1.50%	1.50%	0.00%	23.00%
81 - Legal Svcs	15.00%	5.00%	1.00%	1.50%	0.00%	22.50%	15.00%	5.00%	1.50%	1.50%	0.00%	23.00%	15.00%	5.00%	1.50%	1.50%	0.00%	23.00%
87 - Engrg, Accounting, Research, Mgmt & Related Svcs	15.00%	5.00%	1.00%	1.50%	0.00%	22.50%	15.00%	5.00%	1.50%	1.50%	0.00%	23.00%	22.00%	5.00%	1.50%	1.50%	0.00%	23.00%
89 - Svcs, Not Elsewhere Classified	15.00%	5.00%	1.00%	1.50%	0.00%	22.50%	15.00%	5.00%	1.50%	1.50%	0.00%	23.00%	22.00%	5.00%	1.50%	1.50%	0.00%	23.00%
Subtotal	15.00%	5.00%	1.00%	1.50%	0.00%	22.50%	15.00%	5.00%	1.50%	1.50%	0.00%	23.00%	15.00%	5.00%	1.50%	1.50%	0.00%	23.00%
Total	15.00%	5.00%	1.00%	1.50%	0.00%	22.50%	15.00%	5.00%	1.50%	1.50%	0.00%	23.00%	15.00%	5.00%	1.50%	1.50%	0.00%	23.00%

10.1.2 Description of Supplier Diversity Program Activities Planned for the Next Calendar Year

Internal

SDG&E will review and supplement the internal activities detailed in Section 9.1.1 of this report to build upon the success of our program, with continued focus on working capital accessibility. We are identifying strategies to increase diverse supplier participation for each portfolio, major project and department.

External

SDG&E will continue to build upon the successful external strategies described in Section 9.1.1 of this report through partnership and collaboration with our CBOs and community partners.

10.1.3 Plans for Recruiting Diverse Suppliers in Low Utilization Categories

The electric commodity market is an underutilized area for diverse supplier participation; through SDG&E's efforts outlined in Section 9.1.1, we continue to inform and educate diverse suppliers about potential opportunities.

Refer to Sections 9.1.1 and 10.1.2 of this report for analysis and corresponding planned activities to recruit diverse suppliers in all the areas considered underutilized.

10.1.4 Plans for Recruiting Diverse Suppliers Where Unavailable

We will continue to work with our CBOs, internal stakeholders and prime suppliers to help identify, build and develop diverse suppliers in areas and categories where there are few or no diverse businesses.

10.1.5 Plans for Encouraging Prime Contractors to Subcontract Diverse Suppliers

Expanding on our past success of having prime contractors engage diverse subcontractors, we will continue to enhance activities outlined in Section 9.1.5 of this report. We will continue to improve upon processes for tracking and comparing subcontracting commitments to actual prime contractor subcontracting spending.

SDG&E assigns a supplier diversity professional to every major prime contractor with a subcontracting commitment. These efforts enable the Supplier Diversity team to better manage the prime contractors' performance and identify opportunities for continuous improvements.

10.1.6 Plans for Complying with Supplier Diversity Program Guidelines

SDG&E will continue its efforts to meet or exceed all requirements established by General Order 156.

Supplier Diversity Spotlights



Victor Roosen
ADA Coordinating
Program Manager



Diverse suppliers who understand and have experienced the challenges and unique needs of our customers with disabilities empower SDG&E to be accessible and inclusive for all our customers.”



Cat Tank
CEO,
Cat Communication



The Diverse Supplier community has enriched Cat Communication Business and grown as a integral part of our corporate focus. 2022 saw Cat and SDG&E partnership grow thru community outreach and internal business sectors to promote SDG&E Giving, Wildfire Resilience and Climate Adaptability presence in the community.”



Maurice Ortega
President, A.M.
Ortega Construction, Inc.




With innovation being at the heart of our company's values, A.M. Ortega strives to promote new and creative ideas which have the potential to change our world, and we firmly believe that by embracing and supporting businesses owned by diverse suppliers we are contributing to the overall economic growth and well-being of the communities in which we live and work.”

Success is not gender specific



Our supplier diversity program advocates for procurement opportunities for woman, minority, disabled veteran, lesbian, gay, bisexual and transgender, persons with disabilities business enterprises. We are proud to partner with suppliers as diverse as the communities we serve.

Scan the QR code to learn more about SDG&E's Supplier Diversity program.





Supplier Diversity Glossary of Terms



Supplier Diversity Glossary of Terms

Name	Acronym	Definition	Certification Agency
African American	BA	Refers to a person having origins in any black racial groups of Africa (GO 156 Section 1.3.9)	
Asian Pacific American	APA	Refers to a person having origin in Asia or the Indian subcontinent, including, but not limited to, persons from Japan, China, the Philippines, Vietnam, Korea, Samoa, Guam, the U.S. Trust Territories of the Pacific, Northern Marianas, Laos, Cambodia, Taiwan, India, Pakistan, and Bangladesh (GO 156 Section 1.3.12).	
Commission	CPUC	Refers to the California Public Utilities Commission, as provided for in Article XII of the California Constitution (GO 156 Section 1.3.1).	
Community-Based Organization	CBO	A private, nonprofit organization that may include faith-based organizations that is representative of a community, or significant segment of a community and has demonstrated expertise and effectiveness in the field of workforce development.	
Disabled Veteran		Refers to a veteran of the military, naval or air service of the United States with a service-connected disability and who is a resident of the State of California (GO 156 Section 1.3.7).	
Disabled Veteran Business Enterprises	DVBE	<p>1) It is a sole proprietorship at least 51 percent owned by one or more disabled veterans or, in the case of a publicly owned business, at least 51 percent of its stock is owned by one or more disabled veterans; a subsidiary which is wholly owned by a parent corporation, but only if at least 51 percent of the voting stock of the parent corporation is owned by one or more disabled veterans; or a joint venture in which at least 51 percent of the joint venture's management and control and earnings are held by one or more disabled veterans.</p> <p>(2) The management and control of the daily business operations are by one or more disabled veterans.</p> <p>(3) It is a sole proprietorship, corporation or partnership with its home office located in the United States, which is not a branch or subsidiary of a foreign corporation, foreign firm, or other foreign-based business (GO 156 Section 4.1).</p>	Department of General Services (DGS)

Name	Acronym	Definition	Certification Agency
Diverse Business/Supplier		Refers to women, minority, disabled veteran, LGBT and persons with disabilities business enterprises.	
GO 156		In May 1988, the California Public Utilities Commission (CPUC) issued General Order 156 (GO 156). Under GO 156, all investor-owned electric, gas, water and telecommunication utility companies with gross revenues in excess of \$25 million and their regulated subsidiaries and affiliates, were required to develop and implement programs to increase the utilization of woman, minority-owned, disabled veterans, and LGBT business enterprises. Voluntary procurement goals are 5 percent for women, 15 percent for minorities, 1.5 percent for disabled veterans and .5 percent for Lesbian, Gay, Bisexual or Transgender business enterprises.	
Hispanic American	HA	Refers to a person of Mexican, Puerto Rican, Cuban, South or Central American, Caribbean and other Spanish culture or origin (GO 156 Section 1.3.10).	
Joint Utility Supplier Forum		This forum was a joint effort between Southern California Gas Company (SoCalGas) and SDG&E to help onboard new suppliers, provide updated information about future projects and share insights about several major capital projects.	
Lesbian, Gay, Bisexual, Transgender (LGBT) Business Enterprise	LGBTBE	A business enterprise at least 51 percent owned by a lesbian, gay, bisexual, or transgender person or persons, or if a publicly owned business, at least 51 percent of the stock owned by one or more lesbian, gay, bisexual, or transgender persons; and whose management and daily business operations are controlled by one or more of those individuals (GO Section 156 1.3.5).	Supplier Clearinghouse
Long-Term Goal		A goal applicable to a period of five (5) years (GO 156 Section 1.3.20).	
Mid-Term Goal		A goal applicable to a period of three (3) years (GO 156 Section 1.3.19).	

Name	Acronym	Definition	Certification Agency
Minority Business Enterprises	MBE	A business enterprise at least 51 percent owned by a minority individual or group(s), or if a publicly owned business, at least 51 percent of the stock owned by one or more minority groups; and whose management and daily business operations are controlled by one or more of those individuals. Minority includes, but is not limited to, African Americans, Hispanic Americans, Native Americans, Asian Pacific Americans, and other groups as defined in the GO (GO 156 Section 1.3.4).	Supplier Clearinghouse
Native American	NA	Refers to a person having origin in any of the original peoples of North America or the Hawaiian Islands, in particular, American Indians, Eskimos, Aleuts, and Native Hawaiians (GO 156 Section 1.3.11).	
Other Groups (8(a))	8(a)	Persons found to be disadvantaged by the U.S. Small Business Administration pursuant to Section 8(a) of the Small Business Act, as amended (15 U.S.C. 637 (a)) or the U.S. Secretary of Commerce, pursuant to Section 5 of Executive Order 11625 (GO 156 Section 1.3.13).	
Persons with Disabilities Business Enterprise	PDBE	A business enterprise at least 51 percent owned by a person or persons with a disability, or if a publicly owned business, at least 51 percent of the stock owned by one or more persons with a disability; and whose management and daily business operations are controlled by one or more of those individuals (GO 156 Section 1.3.6)	Supplier Clearinghouse
Product and Service Categories		As defined by the Standard Industrial Classification (SIC) system maintained by the United States Department of Labor, Occupational Safety and Health Administration, as they currently read or as amended or as defined by any other updated classification system that supersedes the SIC system (GO 156 Section 1.3.24).	
Short-Term Goal		A goal applicable to a period of one (1) year (GO 156 Section 1.3.18)	
Supplier Quick Pay Program	SQPP	Helps small businesses by increasing their working capital, so they can grow their businesses and hire more workers. In the SQPP initiative, SDG&E commits to pay qualified small suppliers faster, with payment terms of net 15 days with no discount.	

Name	Acronym	Definition	Certification Agency
Subcontract	Sub	Any agreement or arrangement between a contractor and any party or person (in which the parties do not stand in the relationship of an employer and an employee): for the furnishing of supplies or services for the use of real or personal property, including lease arrangements, which, in whole or in part, is necessary to the performance of any one or more contracts; or under which any portion of the contractor's obligation under any one or more contracts is performed, undertaken or assumed (GO 156 Section 1.3.23).	
Supplier Clearinghouse		A Commission-supervised program or entity that shall conduct certifications/verifications and maintain a database of eligible suppliers for the use of utilities and other covered entities under the Commission's Supplier Diversity Program (GO 156 Section 1.3.22).	
Supplier Diversity		Refers to the inclusion of women, minority, disabled veteran, LGBT and persons with disabilities business enterprises in supply chains and procurement activities.	
Supplier Diversity Symposiums		This process identifies, pre-qualifies and onboards new diverse suppliers within the supply chain process.	
Technical Assistance		<p>Provides well-rounded and comprehensive programs to increase business acumen for diverse business owners at all levels and across functional business areas.</p> <p>Tier 1 - Supplier Objectives: Identify core capabilities and develop metrics for supporting growth. Address business challenges and risk. Develop an action plan and a toolkit to overcome barriers.</p> <p>Tier 2 - Supplier Objectives: Focus on capacity expansion and increasing revenue. Establish a strategic growth plan and identify methods to maximize profits.</p> <p>Tier 3 - Supplier Objectives: Focus on key areas of expertise and leveraging subcontractors for areas that are not part of a supplier's core competency. Create value added and innovative products and services. Proactively anticipate and prepare for future change. Develop a sustainable business model.</p>	

Name	Acronym	Definition	Certification Agency
Woman Business Enterprises	WBE	A business enterprise at least 51 percent owned by a woman or women, or if a publicly owned business, at least 51 percent of the stock owned by one or more women; and whose management and daily business operations are controlled by one or more of those individuals (GO 156 Section 1.3.3).	Supplier Clearinghouse

NOTE:
 *The purpose of these definitions is to provide convenient reference in preparing GO 156 reports. These definitions are not proposed amendments to Section 1.3 of GO 156 or the other Sections.



P.O. Box 129831 | San Diego, CA 92112-9831 | 1-800-411-7343 | Connect at [sdge.com](https://www.sdge.com)

© 2023 San Diego Gas & Electric Company. Trademarks are property of their respective owners.
All rights reserved. Some materials used under license, with all rights reserved by licensor.

Think before printing.