



**ELECTRIC SYSTEM RELIABILITY
ANNUAL REPORT**

2022

**LIBERTY UTILITIES (CALPECO ELECTRIC) LLC
(U 933 E)**

-- PUBLIC VERSION --

**Prepared for
California Public Utilities Commission**

July 15th, 2023

EXECUTIVE SUMMARY

The Electric System Reliability Annual Report for 2022 has been prepared in response to CPUC Decision 16-01-008, which was approved January 20, 2016. Decision 16-01-008 established reliability recording, calculation, and reporting requirements for Liberty Utilities (CalPeco Electric) LLC.

CalPeco Electric does not provide transmission services. CalPeco Electric does not have an Open Access Transmission Tariff (OATT). Therefore, data is presented for the distribution services only. All statistics and calculations include forced distribution outages. Forced outages are those that are not prearranged. For the purposes of this report, sustained outages are outages that lasted more than five minutes in duration, while momentary outages are outages that lasted five minutes or less in duration.

The reliability indicators that are tracked are as follows:

1. SAIDI (System Average Interruption Duration Index) - minutes of sustained outages per customer per year.
2. SAIFI (System Average Interruption Frequency Index) - number of sustained outages per customer per year.
3. MAIFI (Momentary Average Interruption Frequency Index) - number of momentary outages per customer per year.
4. CAIDI (Customer Average Interruption Duration Index) – is the average time required to restore service to a utility customer.

CalPeco Electric presents ten years (2013 through 2022) of data, which represents the period in which Liberty Utilities purchased CalPeco Electric from NV Energy.

Beginning in 2013, the measurement of each reliability performance indicator excludes IEEE Major Event Days (MED) instead of CPUC Major Events. An IEEE Major Event Day is defined in IEEE-1366, Section 4.5 as a day in which the daily system SAIDI exceeds a threshold value. These threshold major event days are referred to as “TMED”. Thus, any day in which the total system SAIDI exceeds TMED is excluded from CalPeco Electric’s reliability results. The applicable TMED value is calculated at the end of each year using CalPeco Electric’s daily SAIDI values for the prior five years. CalPeco Electric’s TMED value for 2022 was 105.07 minutes of daily system SAIDI. Other reliability indices in this report are not calculated using methodologies or formulas exactly as described in the IEEE guide for electric power Distribution Reliability indices (IEEE-1366).

Table of Contents

1) System Indices for the Last 10 Years	1
2) Division (or District) Reliability Indices for the past 10 years.....	10
3) System and Division indices based on IEEE 1366 for the past 10 years including planned outages and including and excluding TMED	10
4) Service territory map including divisions of districts	20
5) Top two worst performing circuits (WPC) excluding TMED.....	21
6) Top 10 major unplanned power outage events within a reporting year.....	25
7) Summary list of 2022 TMED per IEEE 1366	25
8) Historical 10 largest unplanned outage events for the past 10 years.....	27
9) Number of customer inquiries on reliability data and the number of days per response	33
10) List of PSPS's in 2022	33

1) System Indices for the Last 10 Years (Years CalPeco Electric in business)

a. Separate tables with SAIDI, SAIFI, MAIFI and CAIDI (Major Event Day (MED)) included and excluded.

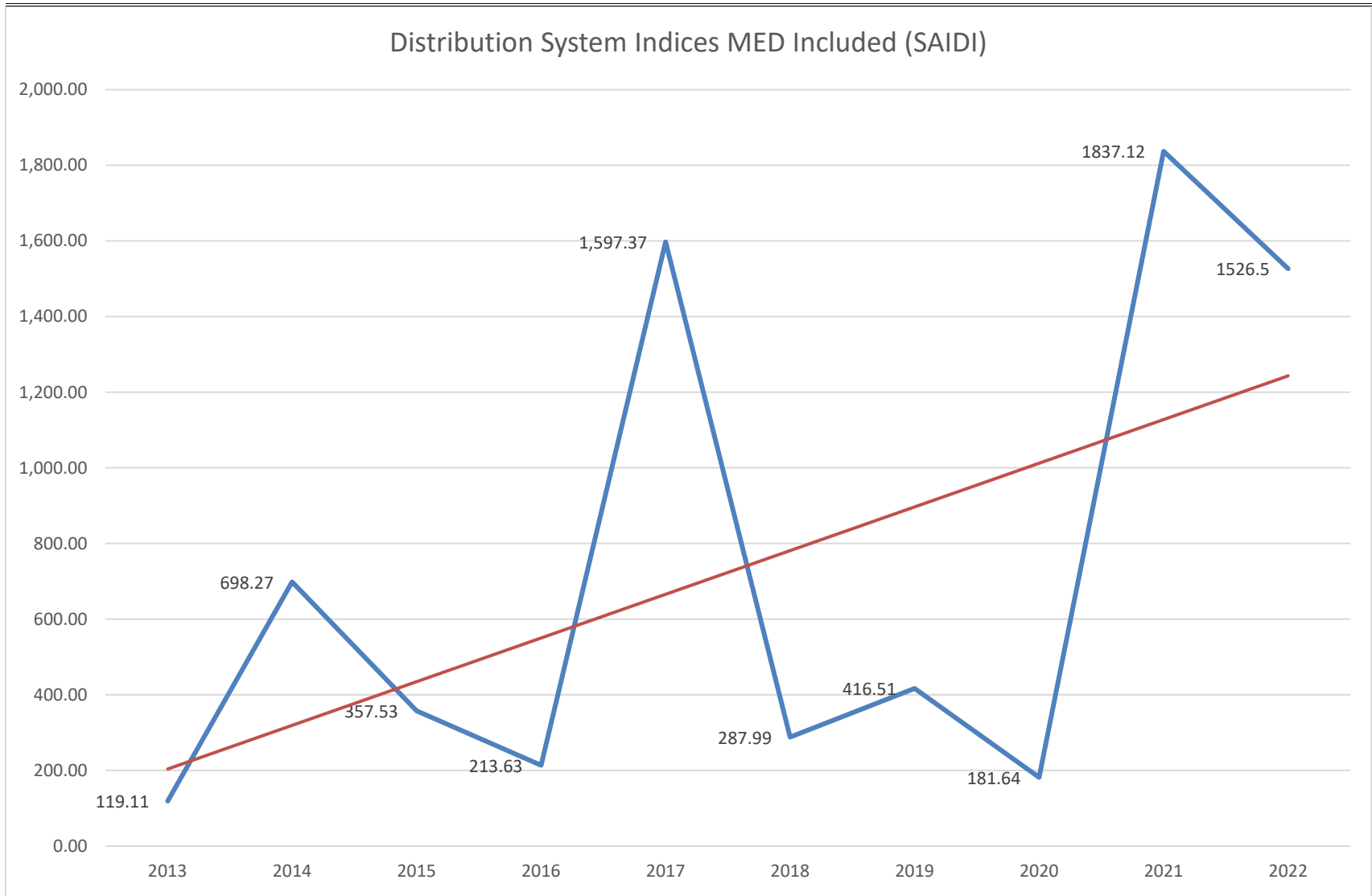
I. Distribution System Indices (Major Event included and excluded)

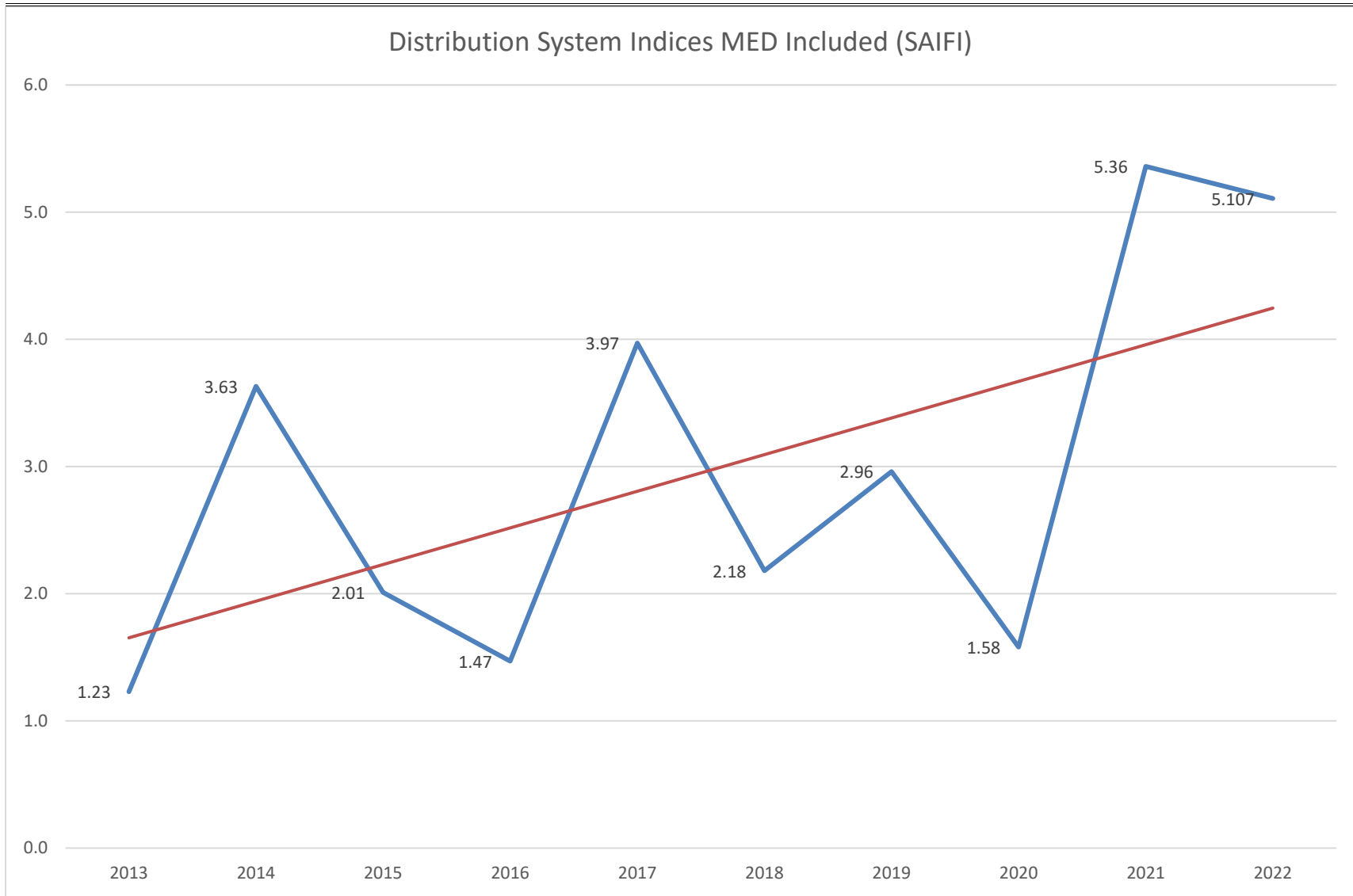
Liberty Utilities (CalPeco Electric), LLC								
Distribution Historical System Reliability Data 10 Years (Years in Business)								
	Major Event Included				Major Event Excluded			
Year	SAIDI	SAIFI	CAIDI	MAIFI	SAIDI	SAIFI	CAIDI	MAIFI
2022	1526.5	5.107	298.87	0.113	470.75	3.471	135.65	0.113
2021	1837.12	5.36	342.74	0.548	916.28	4.60	199.19	0.548
2020	181.64	1.57	115.23	0.313	181.64	1.57	115.23	0.313
2019	416.51	2.96	140.73	0.31	416.51	2.96	140.73	0.31
2018	287.99	2.18	131.82	0.52	287.99	2.18	131.82	0.52
2017	1597.37	3.97	402.06	1.37	772.83	2.86	270.23	1.37
2016	213.63	1.47	144.98	1.08	213.63	1.47	144.98	1.08
2015	357.53	2.01	177.68	1.15	357.53	2.01	177.68	1.15
2014	698.27	3.63	192.44	2.15	352.37	2.4	146.58	2.15
2013	119.11	1.23	96.75	2.08	119.11	1.23	96.79	2.08

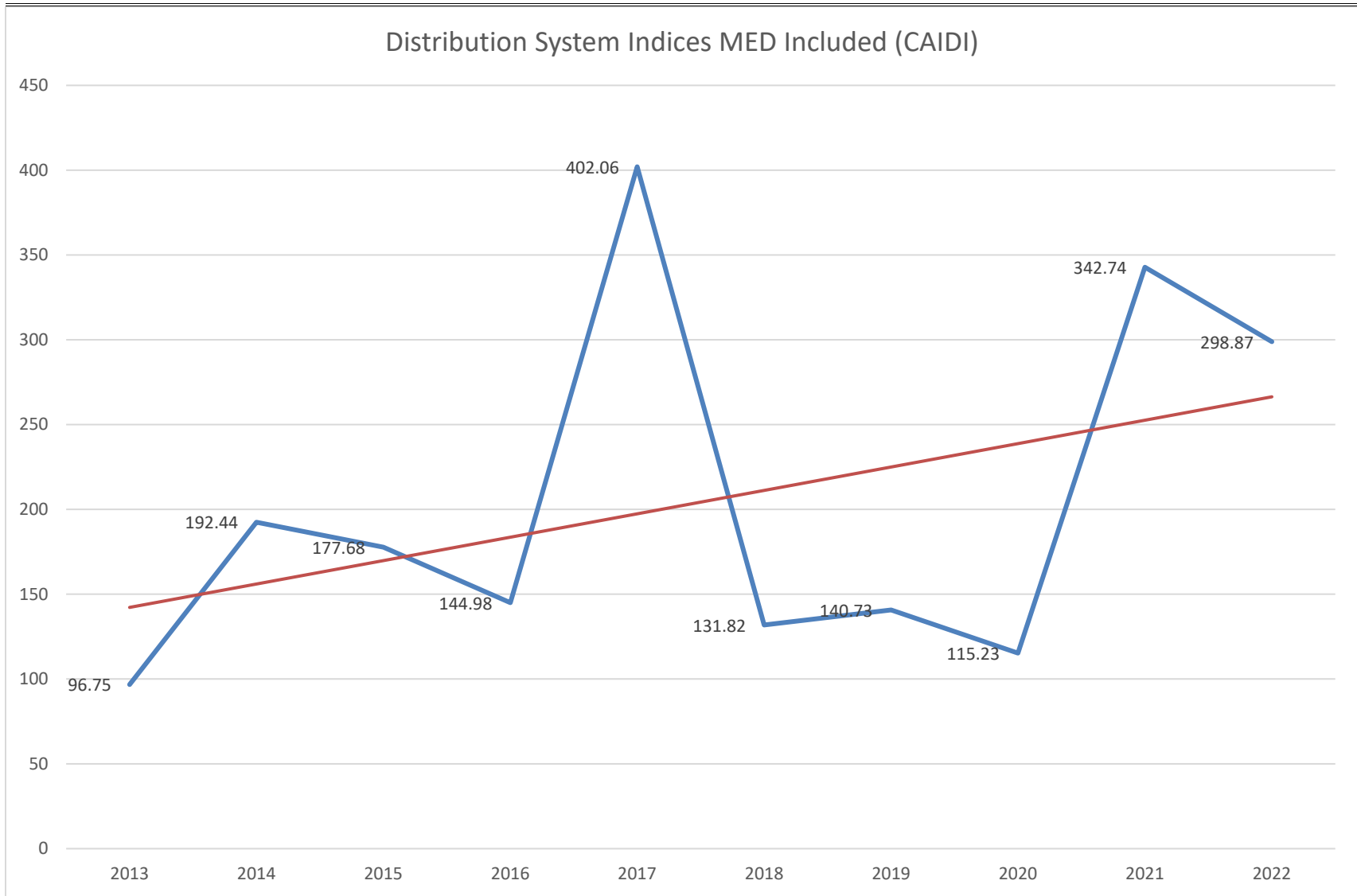
II. Transmission System Indices (MED Included and Excluded)

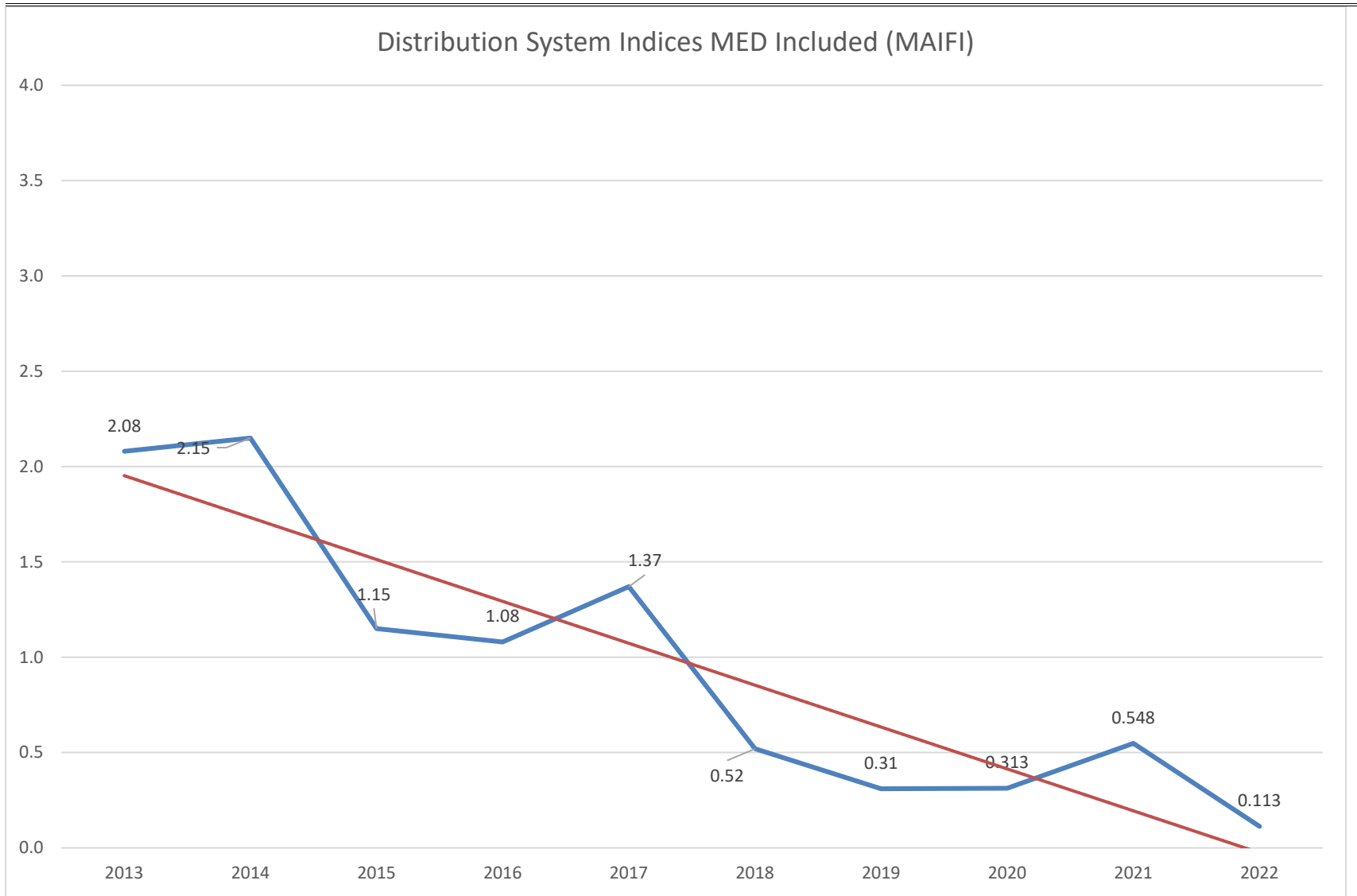
Liberty Utilities (CalPeco Electric), LLC does not own Transmission.

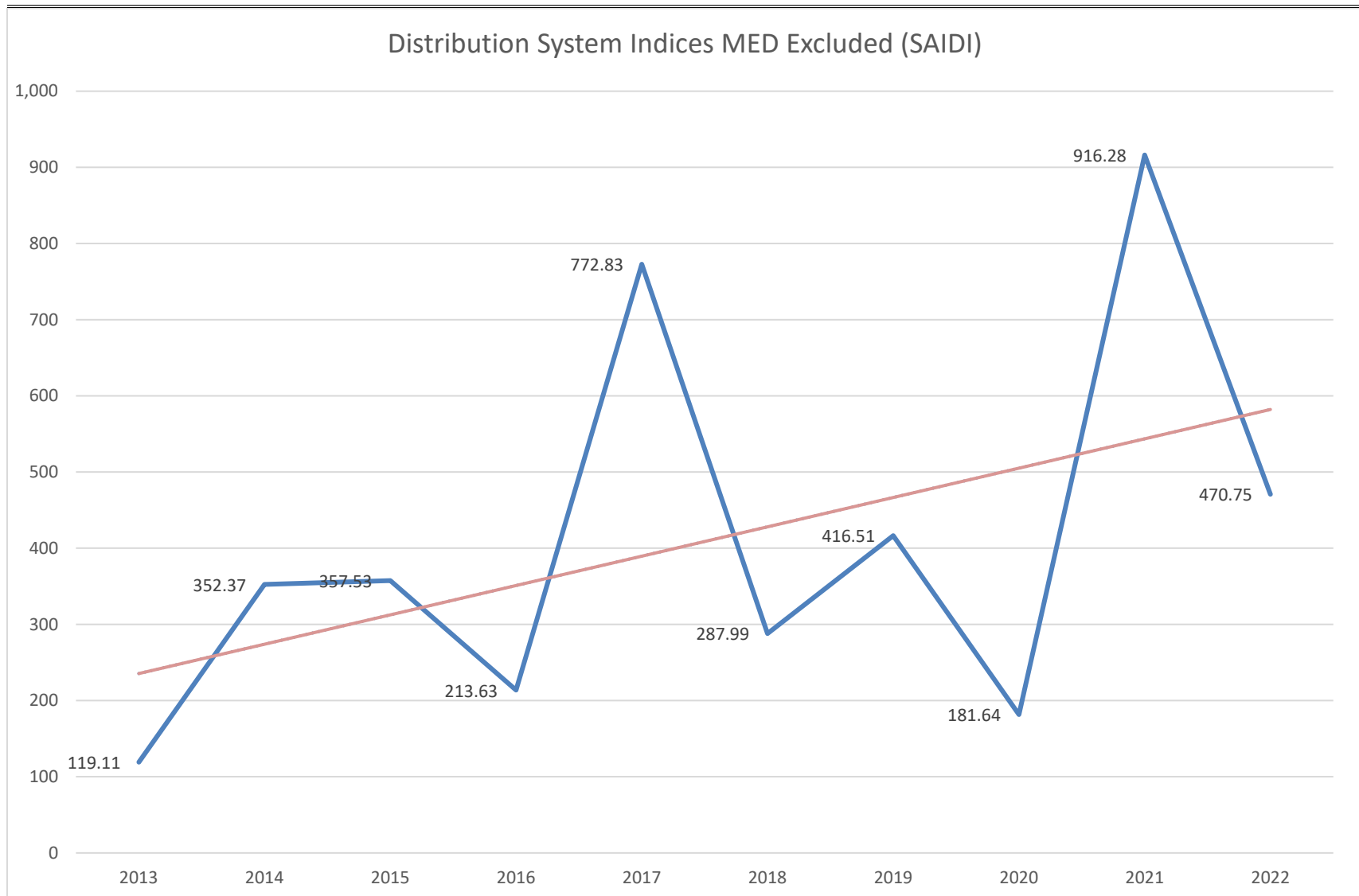
b. Separate charts showing a line graph of distribution system SAIDI, SAIFI, MAIFI, and CAIDI for the past 10 years with linear trend line (TMED included and excluded).

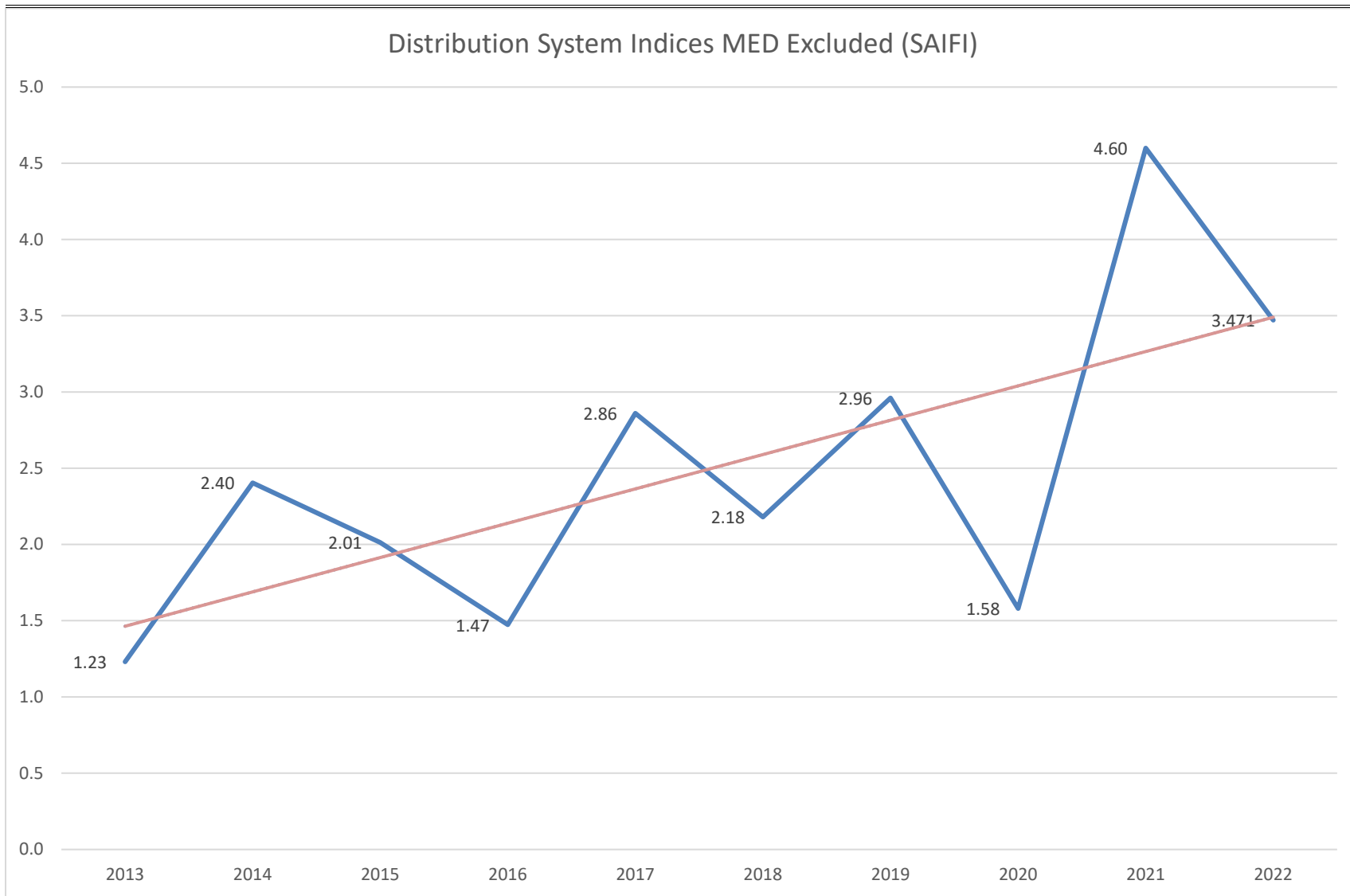


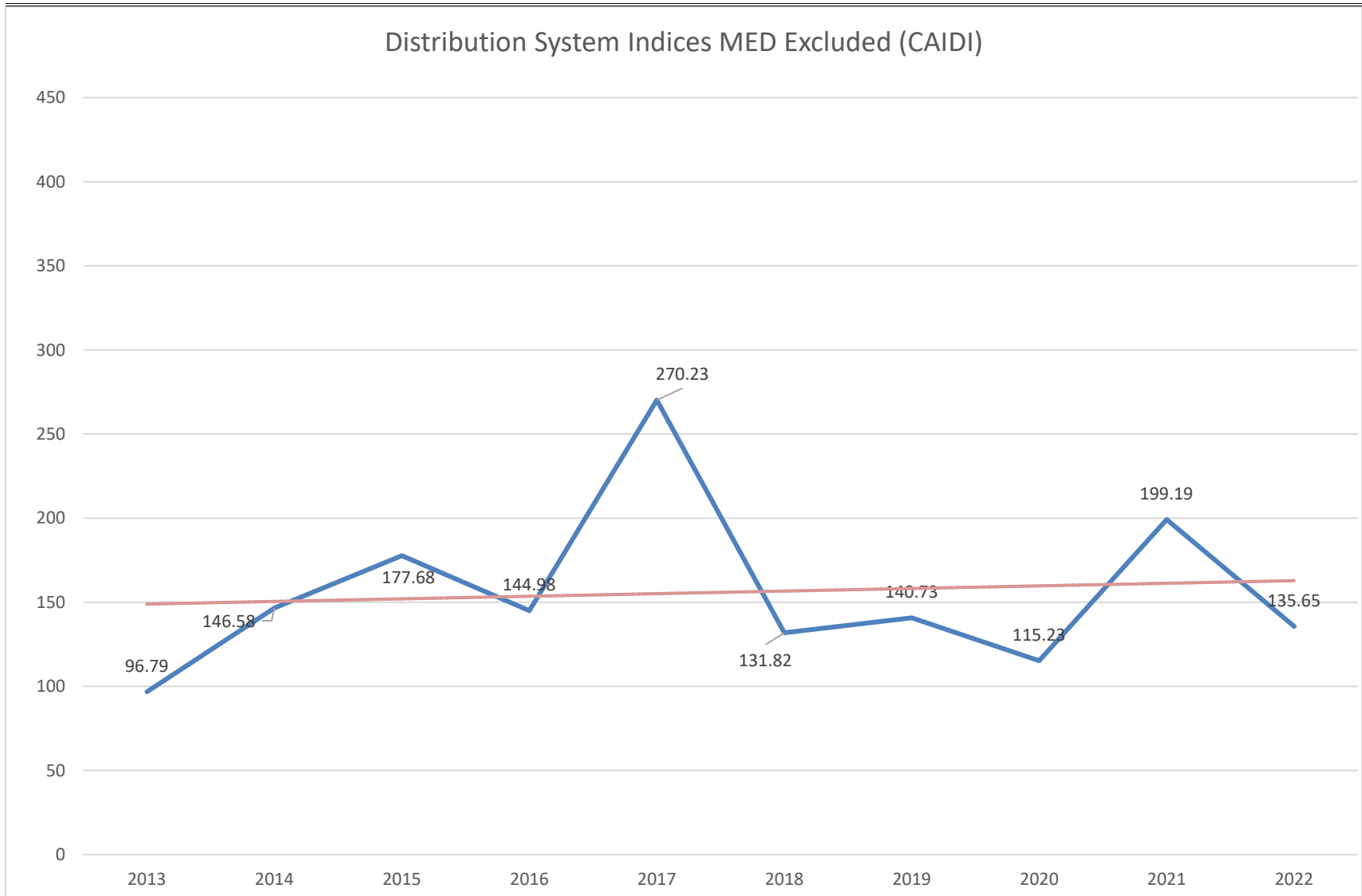


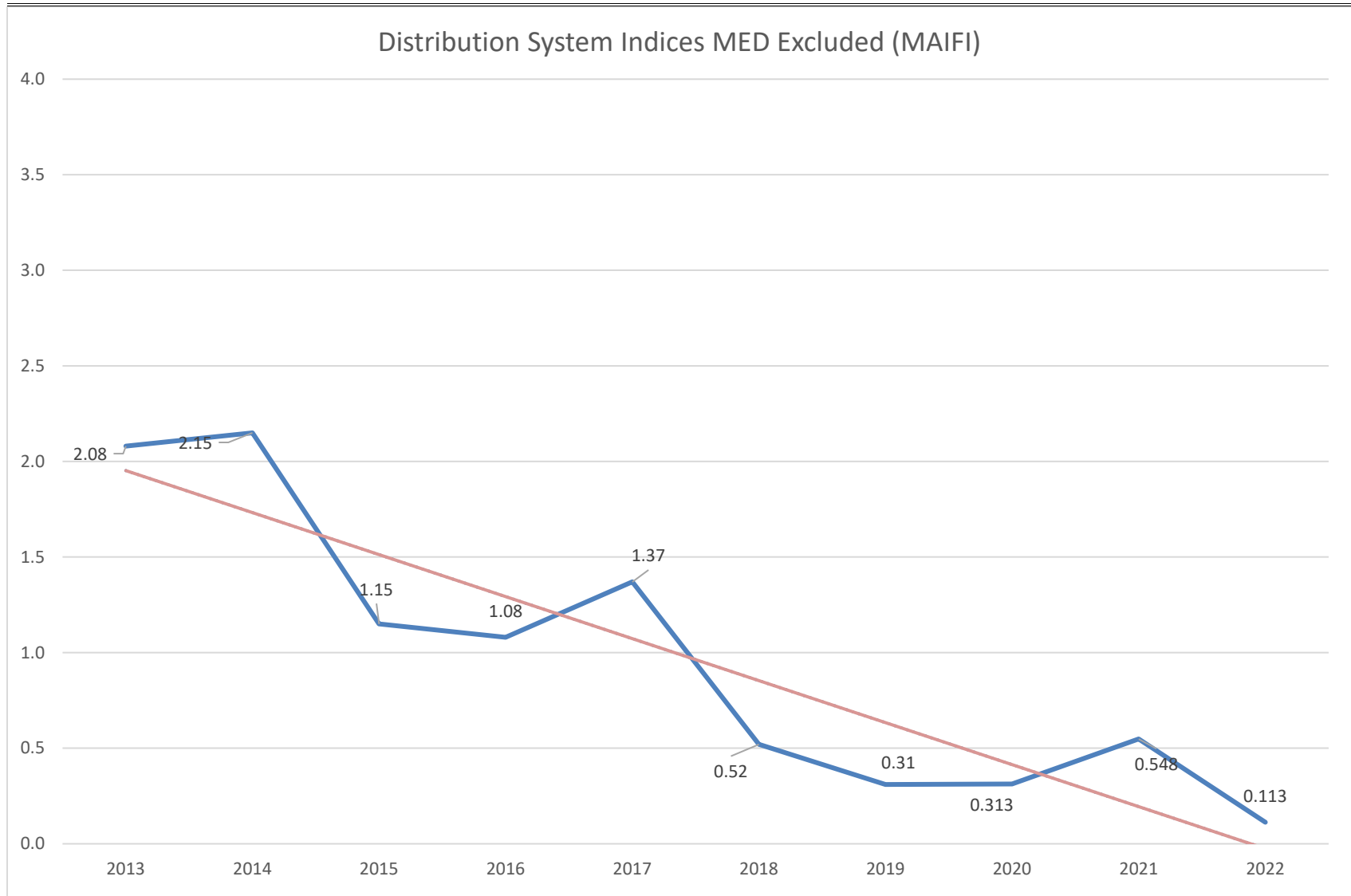












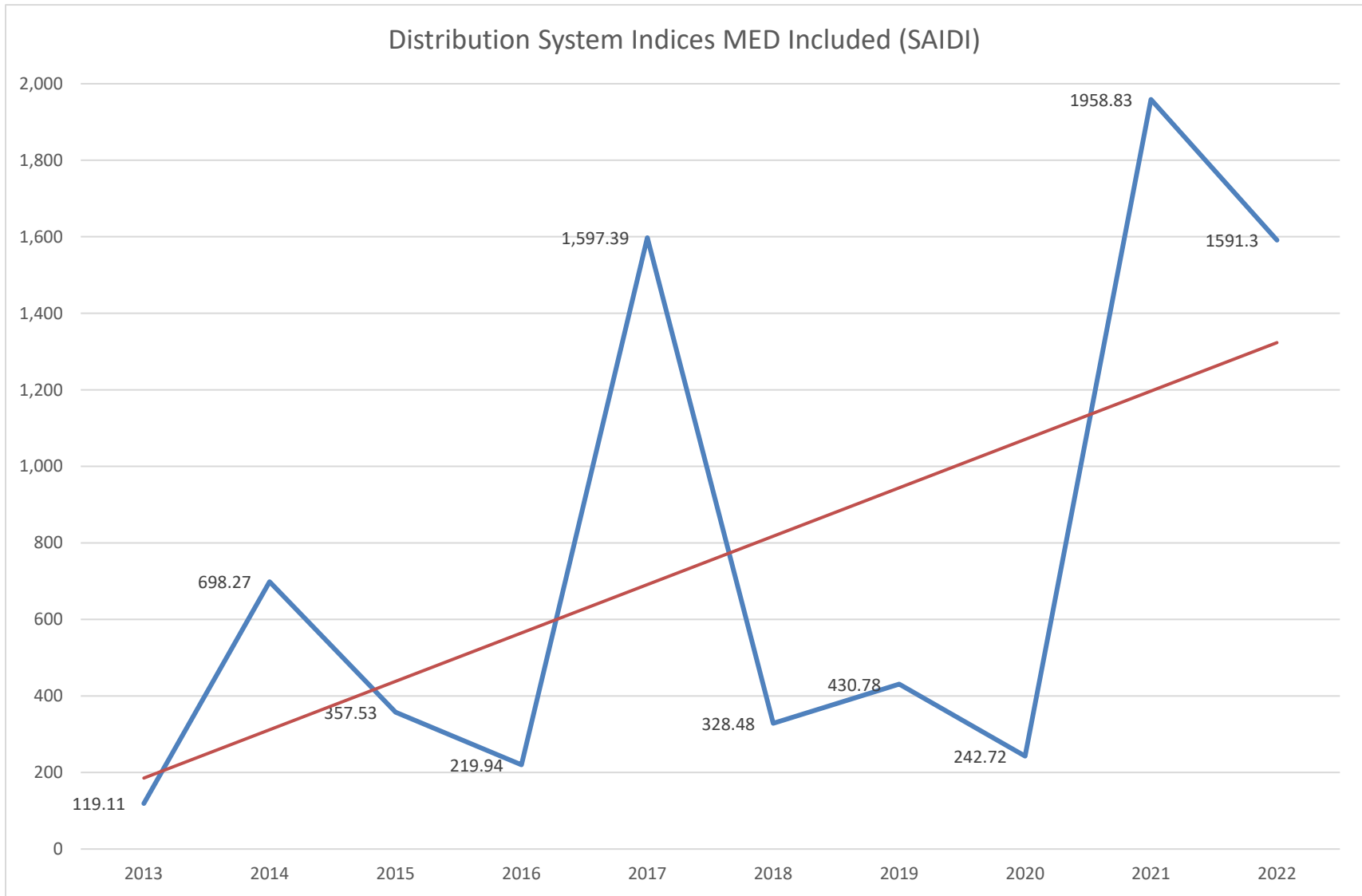
2) Division (or District) Reliability Indices for the past 10 years

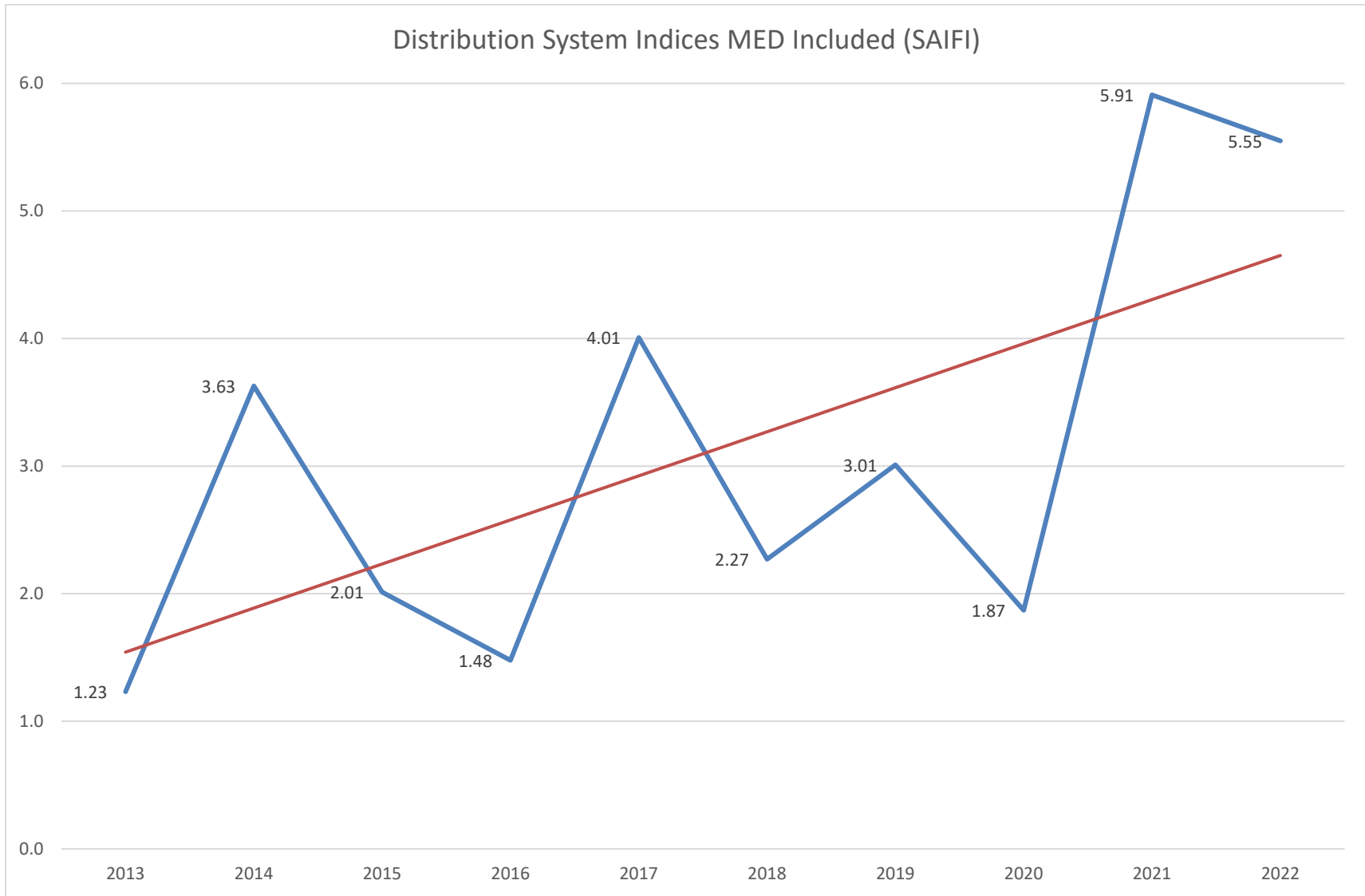
Liberty Utilities (CalPeco Electric), LLC has one division, Lake Tahoe. See section 1 for indices.

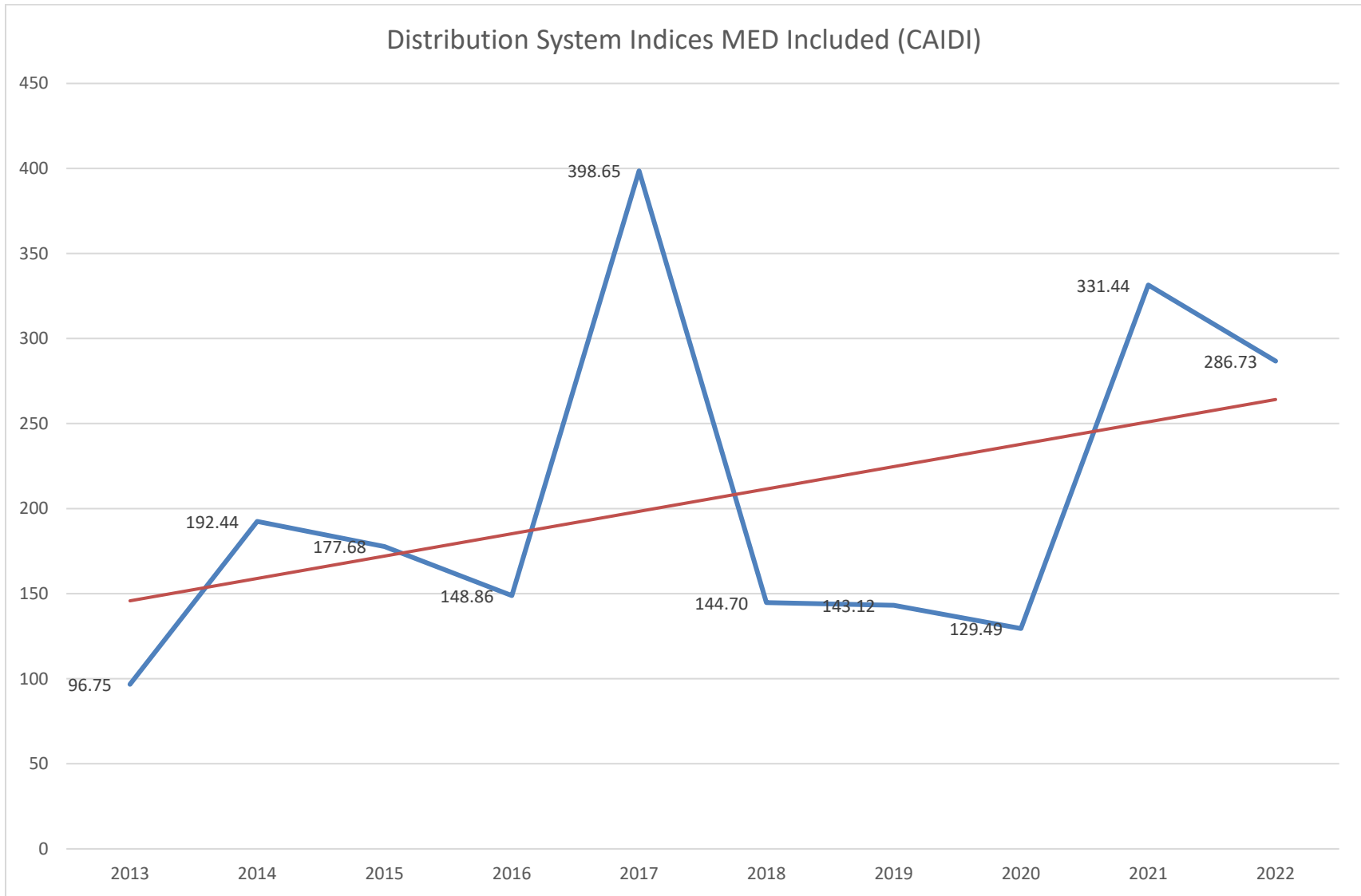
3) System and Division indices based on IEEE 1366 for the past 10 years including planned outages and including and excluding MED

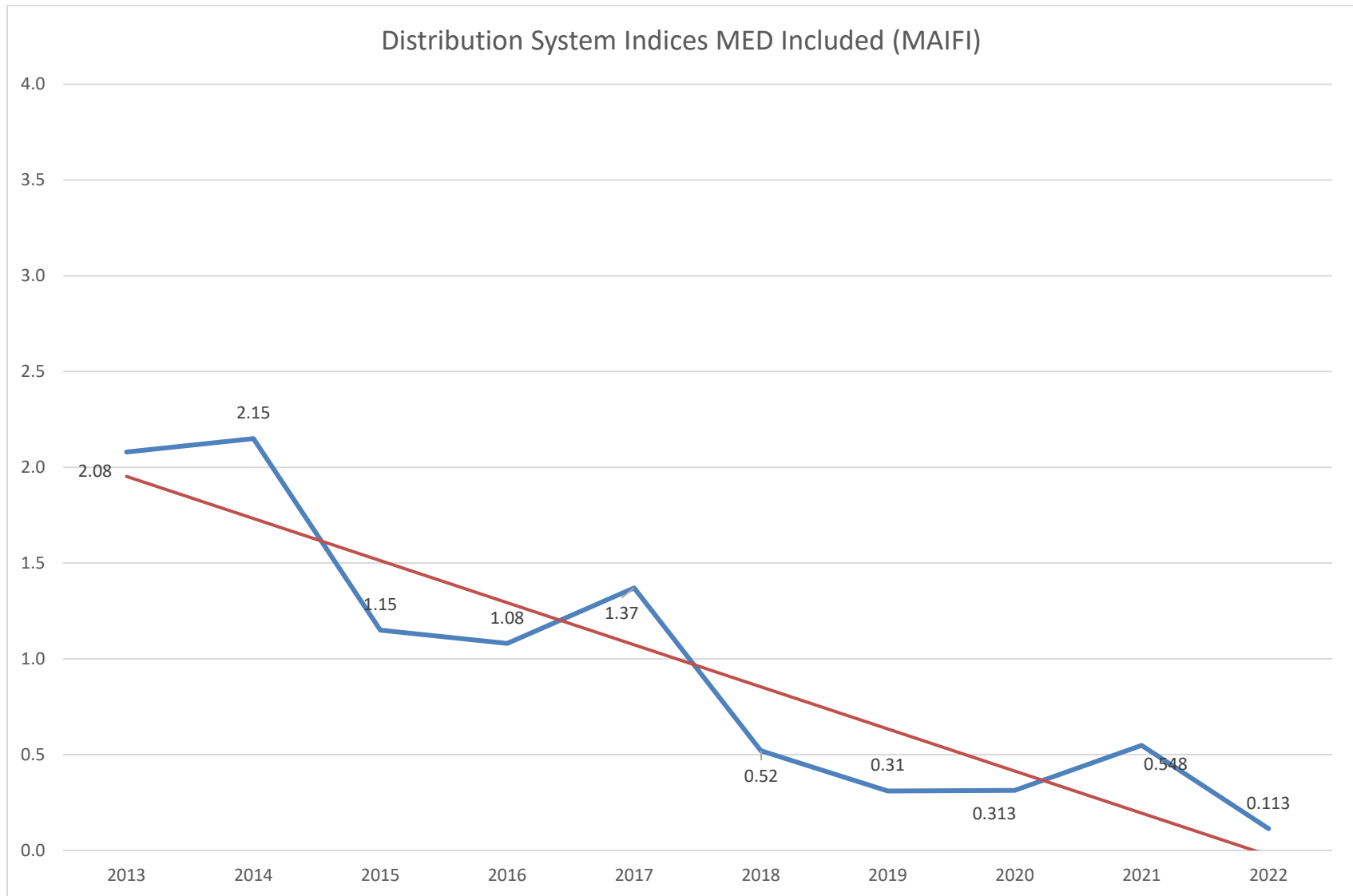
a. SAIDI, SAIFI, MAIFI, and CAIDI Data

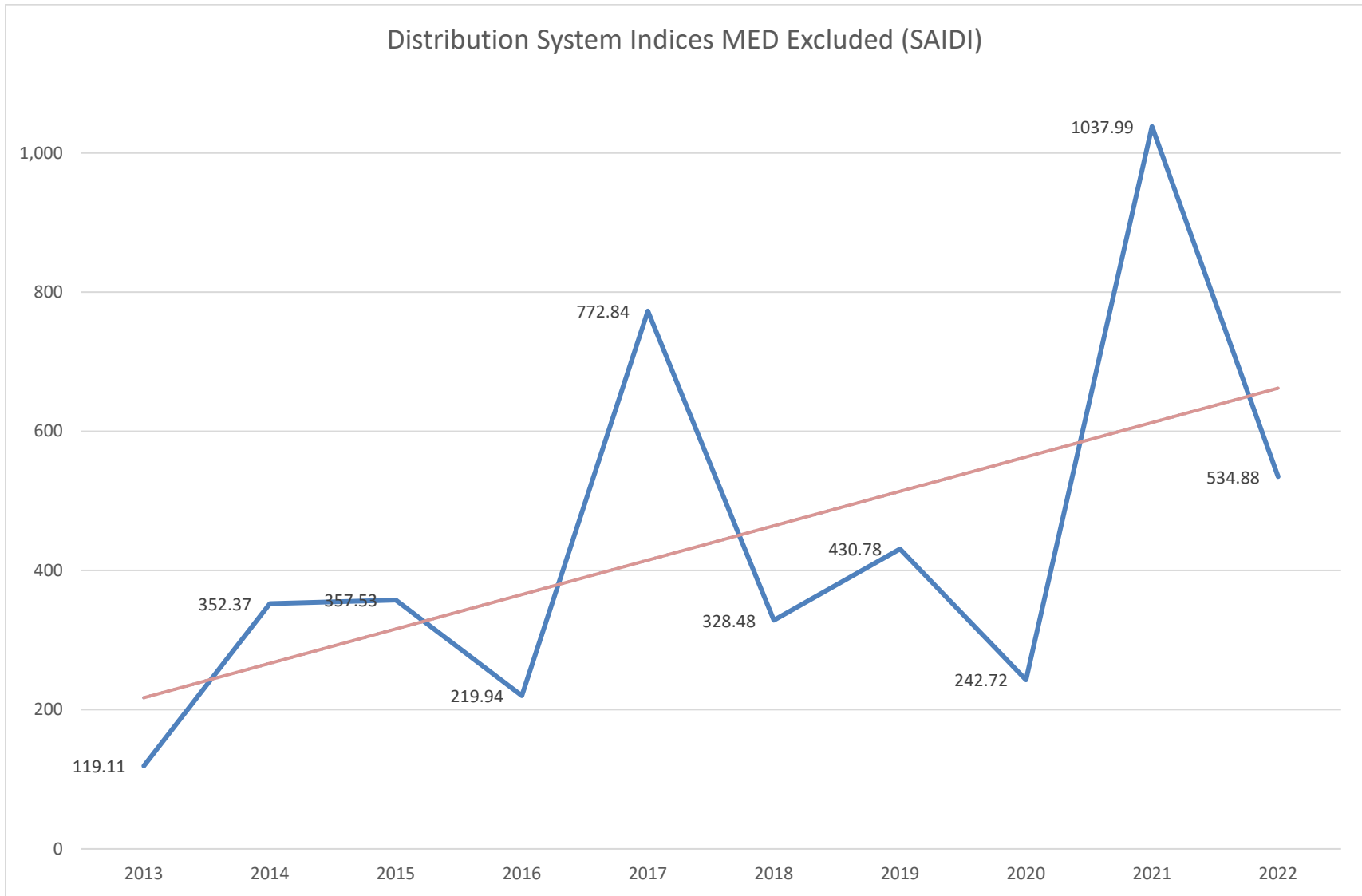
Liberty Utilities (CalPeco Electric), LLC								
Distribution Historical System Reliability Data 10 Years (Years in Business)								
	Major Event Included				Major Event Excluded			
Year	SAIDI	SAIFI	CAIDI	MAIFI	SAIDI	SAIFI	CAIDI	MAIFI
2022	1591.3	5.55	286.73	0.113	534.88	3.91	136.72	0.113
2021	1958.83	5.91	331.44	0.548	1037.99	5.14	201.94	0.548
2020	242.72	1.87	129.49	0.313	242.72	1.87	129.49	0.313
2019	430.78	3.01	143.12	0.31	430.78	3.01	143.12	0.31
2018	328.48	2.27	144.7	0.52	328.48	2.27	144.7	0.52
2017	1597.39	4.01	398.65	1.37	772.84	2.89	267.42	1.37
2016	219.94	1.48	148.86	1.08	219.94	1.48	148.86	1.08
2015	357.53	2.01	177.68	1.15	357.53	2.01	177.68	1.15
2014	698.27	3.63	192.44	2.15	352.37	2.4	146.58	2.15
2013	119.11	1.23	96.75	2.08	119.11	1.23	96.79	2.08

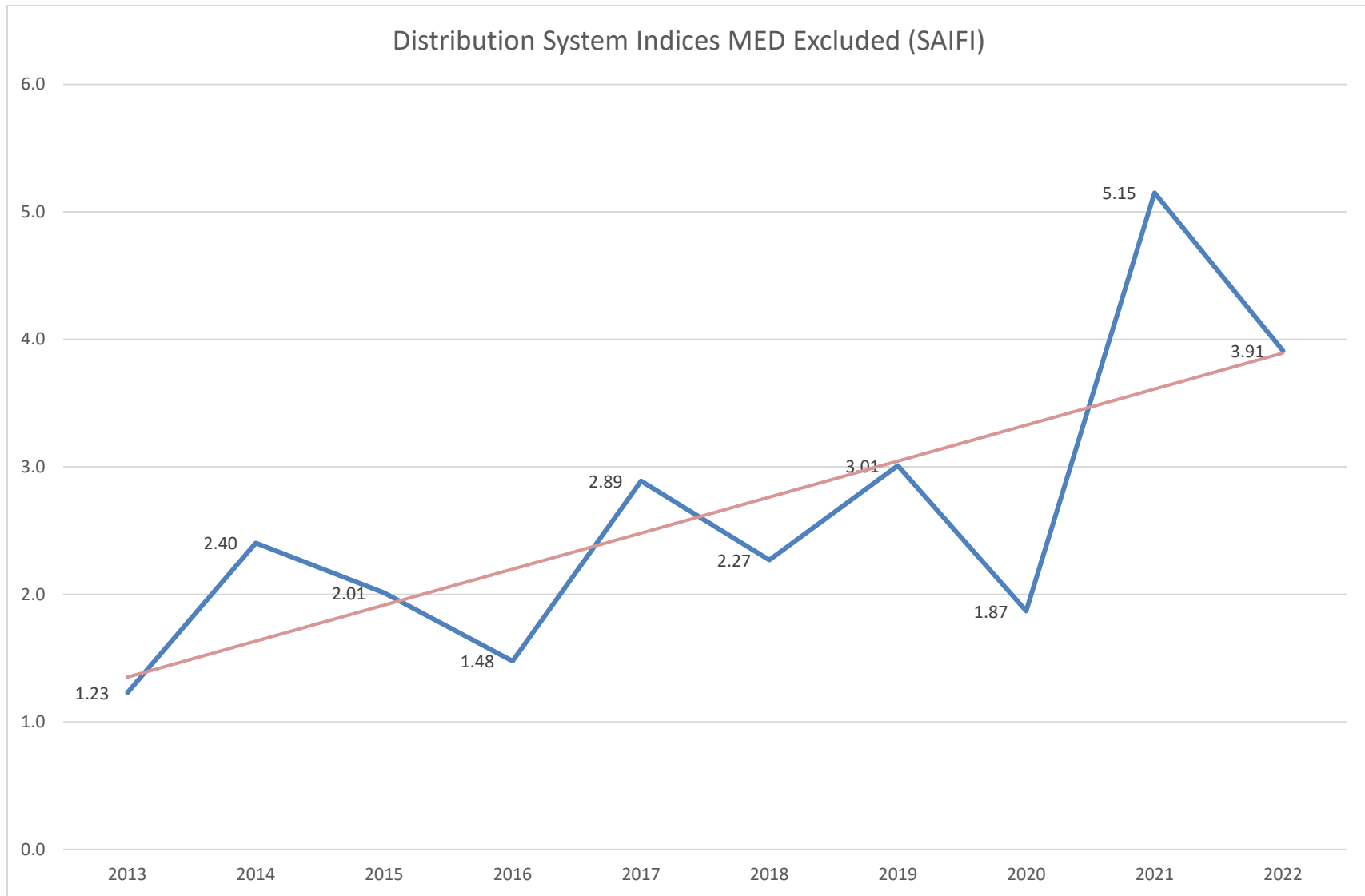


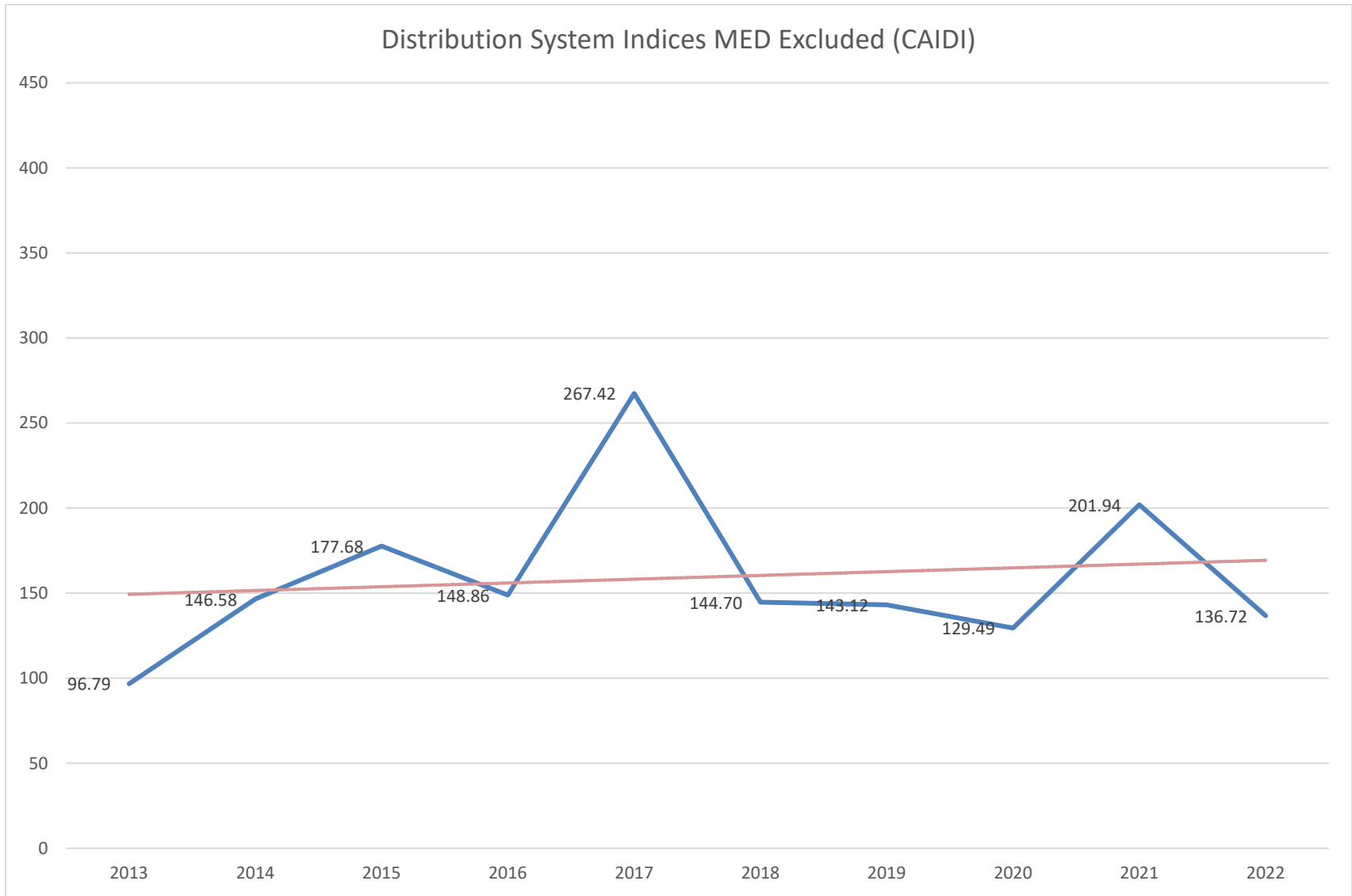


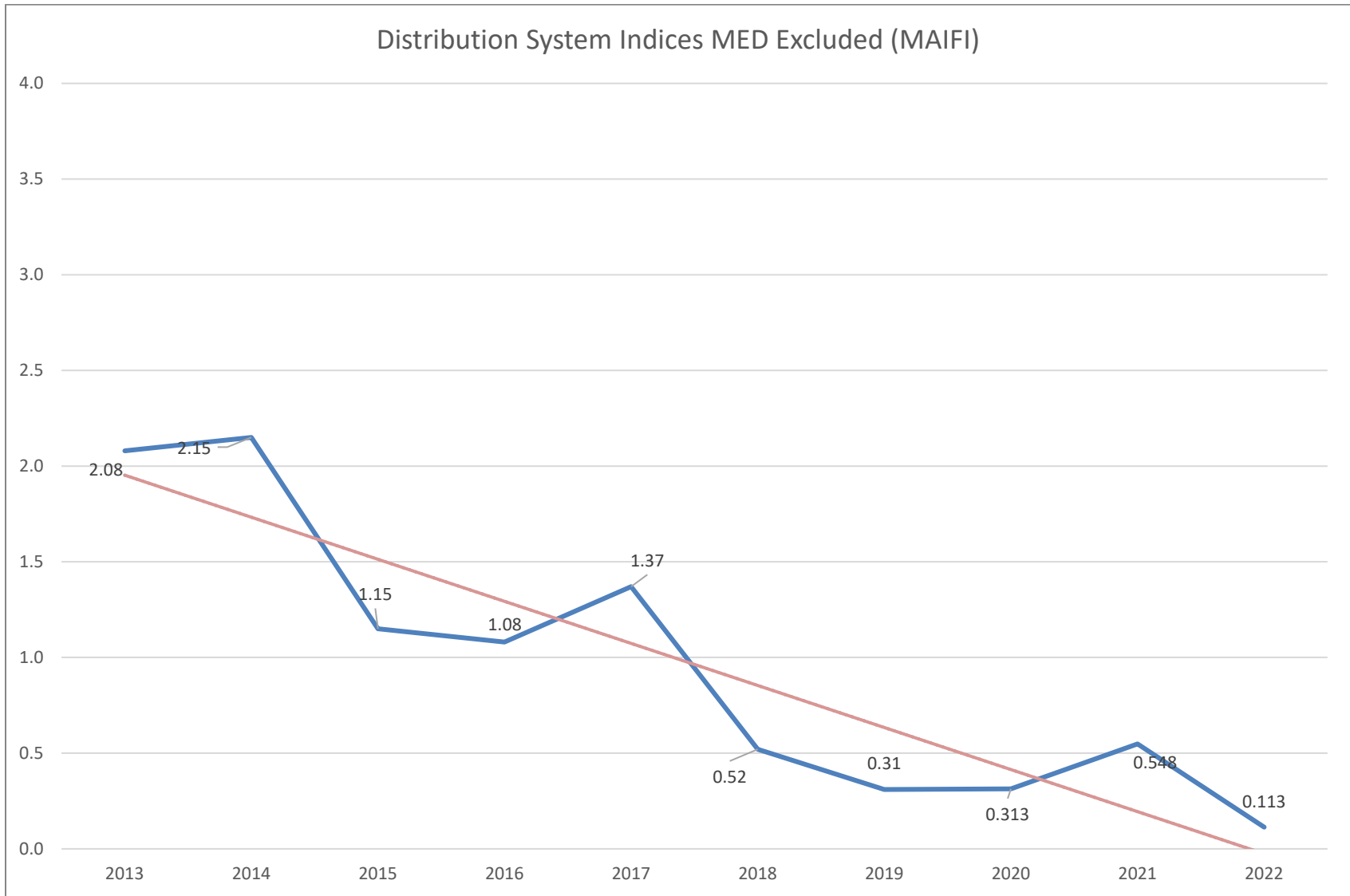










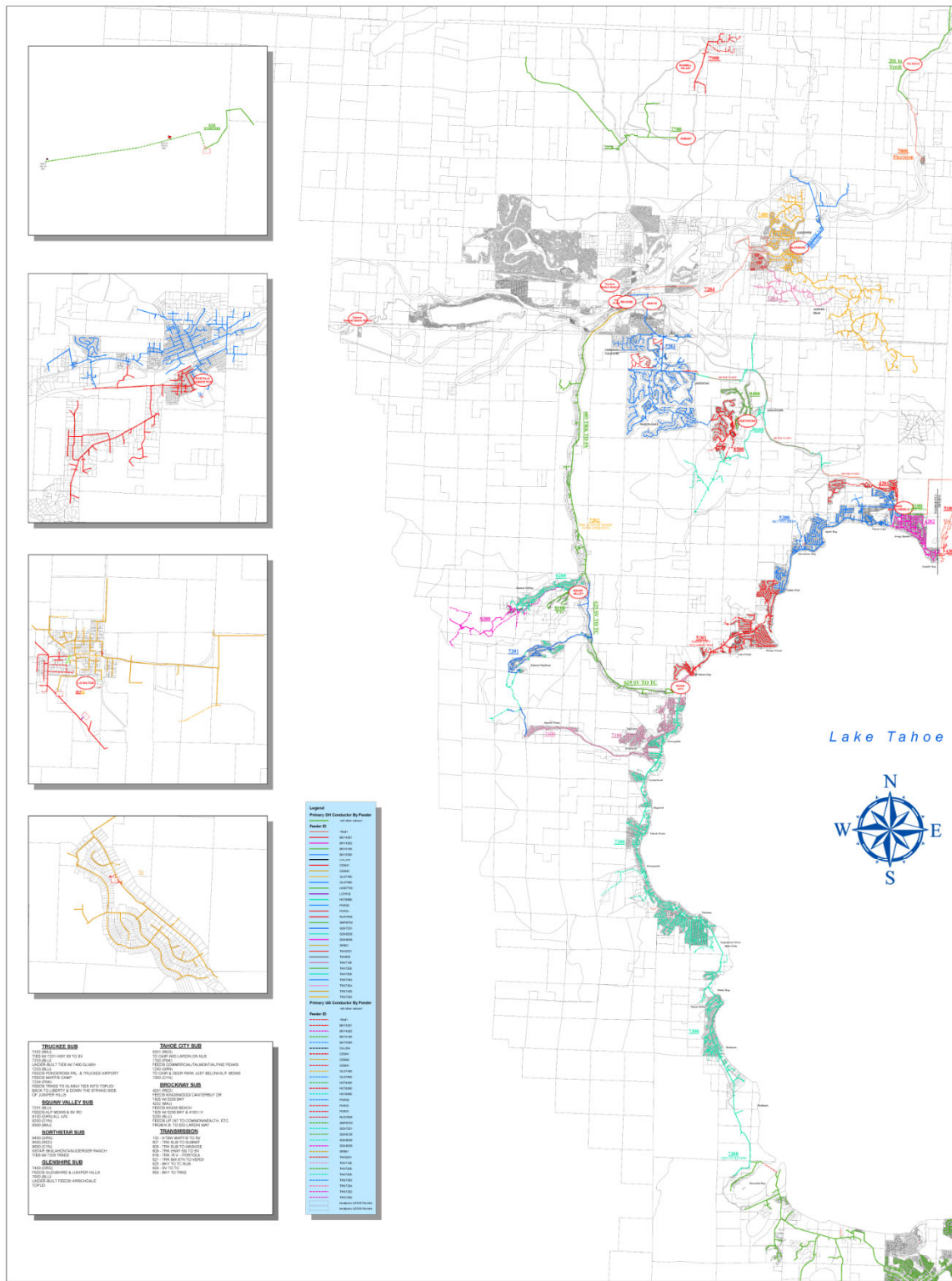


LIBERTY UTILITIES (CALPECO) LLC 2022 ELECTRIC SYSTEM RELIABILITY REPORT

Circuit	District	Number of Planned Outages By Year									
		2022	2021	2020	2019	2018	2017	2016	2015	2014	2013
31	Tahoe	2	5	3		1			1		
32	Tahoe	4	17	4	1		2	1			
41	Tahoe	2		6				1			
42	Tahoe	2									
51	Tahoe	2									
201	Tahoe	1	3			7					1
204	Tahoe	1	1		2			1			
257	Tahoe										
1261	Tahoe	7	5	7	1	1					
1296	Tahoe	1		2		1	2		5	1	
2200	Tahoe		1		1				1	1	
2300	Tahoe	1	2		1	1			1	2	
3100	Tahoe	12	7	2	8	5	1				
3101	Tahoe	11	5	3	3					2	2
3200	Tahoe	6	22	1	3	5			1		
3300	Tahoe	16	19	3	8	10	2		3		
3400	Tahoe	12	23	1	2	4	3		5		2
3500	Tahoe	4	9	6	15		6		1		
3501	Tahoe	10	7		3	3			2	2	4
4201	Tahoe	4	3		1	1		1			
4202	Tahoe	6	8	2	5	3	4				2
4203	Tahoe										
5100	Tahoe		1	1							1
5200	Tahoe	9		1	5	4	1		4	1	1
5201	Tahoe	7	2		8	1	5	5	4	1	
7100	Tahoe	7	4	4	1	2	1			1	1
7200	Tahoe				1	1			1	1	1
7201	Tahoe	3	4	1	1		4	1	2	1	
7202	Tahoe	3	1	3	3	1	1		2	3	1
7203	Tahoe	3	2		3	2			2	2	4
7204	Tahoe	1									
7300	Tahoe	13	14	8	20	14	5	6	4	16	4
7400	Tahoe		4	1	4	8	2	1	1		
7600	Tahoe	1			1	1			1		
7700	Tahoe	3		4						1	
7800	Tahoe									2	
7900	Tahoe	1		2	1						
8100	Tahoe										
8200	Tahoe		2	1	1	2	7	3	2	4	
8300	Tahoe			1	1	1	2		6		
8400	Tahoe			1		7					
8500	Tahoe	1	1	2				1			1
8600	Tahoe								4		
8700	Tahoe										

b. The number, date, and location of planned outages

4) Service territory map including divisions of districts



5) Top two worst performing circuits (WPC) excluding TMED

- I. For each of these circuits each utility shall include the following information in its annual report: 1) Circuit Name; 2) District/Division; 3) Customer Count; 4) Substation name; 5) Circuit-miles; 6) Percentage underground, or “% UG”; 7) Percentage overhead or “% OH”; 8) Number of mainline/feeder/backbone outages resulting in the operation of either a circuit breaker (“CB”) or automatic re-closer (“AR”); and, 9) its preferred reliability metric.

Circuit	District	Customer Count	Substation Name	Circuit Miles	Facilities		Number of Mainline/Feeder/Backbone Outages Per Year	*Circuit SAIDI	Circuit SAIFI
					OH	UG			
1261*	Tahoe	845	Topaz	56.98	75.6%	24.4%	9	2313	5.59
3300*	Tahoe	3546	Meyers	56.95	90.7%	9.3%	8	1868	4.87

Note: Preferred Metric is the average of circuit SAIDI over a 3 year period.

* A circuit that has been identified as deficient in the previous year’s report.

- II. Any circuit appearing on this list of “deficient” WPC circuits that also appeared on the previous year's list would be marked by an asterisk. For each asterisked circuit, each utility shall provide the following information:
 - I. An explanation of why it was ranked as a "deficient" circuit, i.e., the value of the metric used to indicate its performance;
 - II. A historical record of the metric;
 - III. An explanation of why it was on the deficiency list again;
 - IV. An explanation of what is being done to improve the circuit's future performance and the anticipated timeline for completing those activities (or an explanation why remediation is not being planned); and
 - V. A quantitative description of the utility's expectation for that circuit's future performance.

The Topaz 1261 circuit was noted as a deficient circuit in 2020, 2021, and 2022. The 3-year average circuit SAIDI score remains high due to a fire that occurred on November 17, 2020, causing widespread outages over the circuit that were restored over the course of 12 hours.

There were 24 unplanned outages in 2022 for the 1261 circuit.

The historical metric for Topaz 1261 based on a 3-year average:

- 2022 - 2313
- 2021 – 3028
- 2020 – 2615

There are currently no plans in place that would remedy loss of source outages, which account for majority of the outages experienced by customers on this circuit. The circuit is a radial line, sourced by an NV Energy substation in Nevada.

The circuit performance in 2022 measured alone was above average compared to historical values. The event in and 2020 were outliers resulting from extreme weather conditions and do not accurately represent the average performance of the system.

The Meyers 3300 circuit was noted as a deficient circuit in 2021, and 2022. The 3-year average circuit SAIDI score remains high due extreme weather condition the past two years causing widespread outages over the circuit that in some cases took multiple days to restore. These condition resulted in multiple MED's.

There were 57 unplanned outages in 2022 for the 3300 circuit.

The historical metric for Meyers 3300 based on a 3-year average:

- 2022 - 1868
- 2021 – 980
- 2020 – 132

Majority of SAIDI point was attributed by MED's. Plans to remedy the loss of source outages are complete in which a new breaker was installed allowing for dual sources coming into the sub. Efforts to replace outdated infrastructure is being planned, including overhead and underground conductors within coming years

The circuit performance in 2022 measured alone was far above average due to extreme weather conditions. This is not normally the case as seen in prior years. Future performance is expected to improve based on normal weather conditions and infrastructure improvements.

III. Language to explain how the IOUs' include a cost effectiveness review as part of their respective internal review processes for circuit remediation projects.

I. Definitions of terms, acronyms, limitations, and assumptions;

Definitions

WPC- Worst Performing Circuits

Assumptions

Our analysis excludes planned outages and TMED outages.

II. A clear explanation of the utility's process to determine the worst performing circuits:

The top 2 Worst Performing Circuits (WPC) are determined based upon the calculated average of circuit SAIDI over a 3 year period. This index is calculated on sustained outages by taking the total customer minutes of

interruption and dividing by the number of customers on the circuit. Three years' worth of data is included and averaged in order to account for anomalies and tracking the impact of phased improvement projects.

- III. A clear explanation of the utility's process to determine cost-effective remediation projects. This shall include why the utility may decide to implement a project to address one worst performing circuit issue while deciding to not implement a project to address a different worst performing circuit.

The Regional Engineer presents proposals for reliability improvement projects along with a circuit analysis, cost-benefit analysis, and details on customer impact to the Business Manager, Engineering Manager, and Senior Director of Operations. Collectively, the group determines which projects to approve or suggest alternatives and further analysis.

6) Top 10 major unplanned power outage events within a reporting year

- a. The cause of each outage event; and
- b. The location of each outage event.

Rank	Outage Date	Cause	Location	Customer Impact	SAIDI	SAIFI
1	12/11/2022 5:14	CB Lockout	Lake Tahoe	4573	134.07	0.09
2	12/11/2022 2:55	CB Lockout	Lake Tahoe	4013	96.26	0.08
3	12/12/2022 17:45	CB Lockout	Lake Tahoe	6382	76.96	0.13
4	12/11/2022 8:45	CB Lockout	Lake Tahoe	2290	56.75	0.05
5	12/11/2022 5:14	CB Lockout	Lake Tahoe	2357	56.26	0.05
6	12/11/2022 4:49	Blown Fuse	Lake Tahoe	698	46.28	0.01
7	12/11/2022 0:43	CB Lockout	Lake Tahoe	3559	40.73	0.07
8	12/31/2022 12:59	CB Lockout	Lake Tahoe	4400	32.97	0.09
9	12/10/2022 22:58	PTR Lockout	Lake Tahoe	484	31.41	0.01
10	12/31/2022 14:02	Loss of Source	Lake Tahoe	4273	29.06	0.09

*Based on customer impact

7) Summary list of 2022 TMED per IEEE 1366

- a. The number of customers without service at periodic intervals for each TMED;
- b. The cause of each Major Event (ME); and
- c. The location of each ME.

Rank	Outage Date	Cause	Location	Customer Impact	SAIDI	SAIFI
1	12/11/2022	Storm	Lake Tahoe	32400	635.65	0.64
2	12/12/2022	Storm	Lake Tahoe	13000	154.67	0.26
3	12/31/2022	Storm	Lake Tahoe	36723	266.06	0.73

TMED as of 2021 = 105.07

8) Historical 10 largest unplanned outage events for the past 10 years*

*Based on Customers Affected

Rank	Description	Date	Customers Affected	Longest Interruption (hours)	Customers-hours affected	CPUC Major Event?
1	CB Lockout	12/11/2022	4573	66.7	112,064	YES
2	CB Lockout	12/11/2022	4013	20.1	80,461	YES
3	CB Lockout	12/12/2022	6382	28.3	64,328	YES
4	CB Lockout	12/11/2022	2290	34.0	47,436	YES
5	CB Lockout	12/11/2022	2357	20.0	47,022	YES
6	Blown Fuse	12/11/2022	698	55.4	38,681	YES
7	CB Lockout	12/11/2022	3559	9.6	34,048	YES
8	CB Lockout	12/31/2022	4400	11.0	27,554	YES
9	PTR Lockout	12/10/2022	484	68.7	26,256	NO
10	Loss of Source	12/31/2022	4273	7.6	24,287	YES

Rank	Description	Date	Customers Affected	Longest Interruption (hours)	Customers-hours affected	CPUC Major Event?
1	CB Lockout	12/11/2022 5:14	4573	66.7	112,064	YES
2	CB Lockout	12/11/2022 2:55	4013	20.1	80,461	YES
3	CB Lockout	12/12/2022 17:45	6382	28.3	64,328	YES
4	CB Lockout	12/11/2022 8:45	2290	34.0	47,436	YES
5	CB Lockout	12/11/2022 5:14	2357	20.0	47,022	YES
6	Blown Fuse	12/11/2022 4:49	698	55.4	38,681	YES

LIBERTY UTILITIES (CALPECO) LLC 2022 ELECTRIC SYSTEM RELIABILITY REPORT

7	CB Lockout	12/11/2022 0:43	3559	9.6	34,048	YES
8	CB Lockout	12/31/2022 12:59	4400	11.0	27,554	YES
9	PTR Lockout	12/10/2022 22:58	484	68.7	26,256	NO
10	Loss of Source	12/31/2022 14:02	4273	7.6	24,287	YES

Rank	Description	Date	Customers Affected	Longest Interruption (hours)	Customers-hours affected	CPUC Major Event?
1	CB Lockout	7/28/2021	10812	1.2	12,974	No
2	Recloser Lockout	12/15/2021	5348	1.85	9,894	No
3	Wire Down	12/14/2021	4530	6.15	27,860	Yes
4	CB Lockout, Lighting	7/29/2021	4522	0.98	4,447	No
5	Device failure	12/14/2021	4387	9.55	41,896	Yes
6	Loss of Source	10/7/2021	4374	0.1	437	No
7	Loss of Source	10/8/2021	4374	5.78	25,296	No
8	CB Lockout	12/24/2021	4368	1.7	7,426	No
9	CB Lockout	12/13/2021	4362	6.82	29,734	No
10	Loss of Source	2/25/2021	4183	0.62	336	No

Rank	Description	Date	Customer s Affected	Longest Interruption (hours)	Customers-hours affected	CPUC Major Event?
1	Operations Error	7/28/2020	5,291	0.68	3597.8	No
2	CB Lockout, Lightning possible	8/24/2020	3,835	1.63	6251.05	No
3	Unknown	11/6/2020	3,728	1.3	4846.4	No
4	Wind/Debris	8/12/2020	3,724	0.56	2085.44	No
5	Animal	9/10/2020	3,451	0.3	1035.3	No
6	Animal	9/6/2020	3,266	0.86	2808.7	No
7	Animal	10/23/2020	3,266	0.28	914.5	No

LIBERTY UTILITIES (CALPECO) LLC 2022 ELECTRIC SYSTEM RELIABILITY REPORT

Rank	Description	Date	Customer s Affected	Longest Interruption (hours)	Customers-hours affected	CPUC Major Event?
8	Animal	7/28/2020	2,555	0.46	705.8	No
9	Device failure	7/2/2020	2,555	1.43	3653.6	No
10	Operations Error	7/28/2020	2,555	0.68	1737.4	No

Rank	Description	Date	Customer s Affected	Longest Interruption (hours)	Customers-hours affected	CPUC Major Event?
1	Third Party - Contractor Dig In	10/1/2019	10,490	3.88	40701.2	No
2	Equipment Failure	2/22/2019	8,560	4.42	37835.2	No
3	Third Party - Contractor Dig In	10/3/2019	7,841	0.18	1411.38	No
4	Hardware Failure	2/26/2019	4,485	3.5	15697.5	No
5	Tree	1/18/2019	4,448	1.76	7828.48	No
6	Hardware Failure	3/6/2019	4,448	0.82	3647.36	No
7	Animal	11/11/2019	4,245	0.6	2547	No
8	Third Party – Line Contact	9/21/2019	3,712	0.43	1596.16	No
9	Animal	6/7/2019	3,529	0.47	1658.63	No
10	Tree	6/7/2019	3,507	1.51	5295.57	No

LIBERTY UTILITIES (CALPECO) LLC 2022 ELECTRIC SYSTEM RELIABILITY REPORT

Rank	Description	Date	Customer s Affected	Longest Interruption (hours)	Customers-hours affected	CPUC Major Event?
1	Third Party - Switching	5/17/2018	17,315	2.51	91301.9	No
2	Loss of Source – External System	12/12/2018	7,552	0.1	755.2	No
3	Trees	10/17/2018	7,398	6.32	14218.8	No
4	Loss of Source – External System	12/12/2018	7,089	0.1	708.9	No
5	Hardware Failure	10/3/2018	4,678	3.61	6958.1	No
6	Trees - Major Storm	6/9/2018	4,485	9.38	6420.1	No
7	Unknown	11/12/2018	4,154	1.76	7338.7	No
8	Unknown	1/4/2018	3,529	0.2	705.8	No
9	Loss of Source – External System	12/12/2018	3,434	0.1	343.4	No
10	Loss of Source – External System	8/4/2018	2,721	2.96	8072.3	No

Rank	Description	Date	Customer s Affected	Longest Interruption (hours)	Customers-hours affected	CPUC Major Event?
1	Loss of Source – External System	1/10/17	22,000	26.12	5,745,66.7	No
2	Loss of Source – External System	8/28/2017	8,643	1.15	9,939.5	No
3	Major Storm	1/8/2017	4,497	9.75	43,845.8	No
4	Major Storm	2/8/2017	4,497	2.58	11,617.3	No
5	Trees	4/7/2017	4,497	1.91	8,619.3	No
6	Trees/Major Storm	2/22/2017	4,105	1.68	6,910.1	No
7	Major Storm	1/5/2017	3,517	8.72	30,656.5	No
8	Major Storm	2/21/2017	3,517	0.4	1,406.8	No
9	Underground Fault	5/30/2017	3,486	2.82	9,818.9	No
10	Carp/Pole	6/6/2017	3,486	1.97	6,855.8	No

LIBERTY UTILITIES (CALPECO) LLC 2022 ELECTRIC SYSTEM RELIABILITY REPORT

Rank	Description	Date	Customers Affected	Longest Interruption (hours)	Customers-hours affected	CPUC Major Event?
1	Loss of Source – External System	3/13/2016	6,882	0.75	5,046.80	No
2	Wind/Trees	10/16/2016	4,125	1.75	7,150.00	No
3	Underground Fault	10/4/2016	4,125	4.31	17,793.30	No
4	Downed Wire	3/22/2016	4,125	1.70	6,294.80	No
5	Car/Pole	3/13/2016	3,517	1.00	3,957.90	No
6	Failed Overhead Hardware/Material	1/1/2016	3,500	5.50	7,250.00	No
7	Trees	3/1/2016	3,258	0.50	1,683.30	No
8	Underground Fault	6/29/2016	2,859	8.42	3,975.10	No
9	Primary Contact – 3 rd Party	8/23/2016	2,772	5.15	2,693.25	No
10	Trees	6/15/2016	2,732	8.15	3,822.70	No

Rank	Description	Date	Customers Affected	Longest Interruption (hours)	Customers-hours affected	CPUC Major Event?
1	Storm	4/25/2015	4,120	6.50	12,380.00	No
2	Underground Fault	2/14/2015	3,587	0.50	2,511.00	No
3	Downed Wire	12/11/2015	3,587	10.00	17,251.00	No
4	Trees	2/6/2015	3,548	0.50	1,360.00	No
5	Bird/Animal	5/24/2015	3,000	6.50	12,340.00	No
6	Fire	2/20/2015	3,000	0.50	1,650.00	No
7	Weather/Lightning	7/4/2015	3,000	2.00	5,600.00	No
8	Weather/Lightning	7/7/2015	3,000	0.25	1,000.00	No
9	Operations	8/11/2015	3,000	0.25	750.00	No
10	Weather/Lightning	8/7/2015	3,000	1.75	5,400.00	No

LIBERTY UTILITIES (CALPECO) LLC 2022 ELECTRIC SYSTEM RELIABILITY REPORT

Rank	Description	Date	Customers Affected	Longest Interruption (hours)	Customers-hours affected	CPUC Major Event?
1	NV Energy Outage	9/27/2014	27,046	4.27	115,396.27	Yes
2	Flashing	7/20/2014	26,000	5.12	2,690.45	Yes
3	Tree-Green	12/11/2014	15,853	4.03	63,940.43	No
4	Relay Failure	9/23/2014	8,900	0.22	1,928.33	No
5	Trees	3/11/2014	3,587	1.83	6,521.17	No
6	Weather/Lightning	7/20/2014	3,587	0.75	2,690.25	No
7	Trees	8/30/2014	3,587	0.30	1,195.67	No
8	Trees	1/30/2014	3,548	4.25	2,109.00	No
9	Bird/Animal	8/31/2014	3,548	0.50	1,774.00	No
10	Trees	7/20/2014	3,500	5.00	17,266.67	No

Rank	Description	Date	Customers Affected	Longest Interruption (hours)	Customers-hours affected	CPUC Major Event?
1	Wire Down Transformer	7/4/2013	5,650	9.82	10,816.02	No
2	Tree Trimming	8/14/2013	4,800	2.35	4,334.50	No
3	Car/Pole	10/25/2013	3,548	0.40	1,419.20	No
4	Cable Failure	8/7/2013	3,475	8.50	4,412.50	No
5	Trees	3/14/2013	3,315	0.30	1,049.75	No
6	Hardware Failure	3/6/2013	3,000	8.13	14,740.00	No
7	Weather/Lightning	7/2/2013	3,000	2.10	6,300.00	No
8	Weather/Lightning	7/25/2013	2,042	3.46	911.83	No
9	Bird/Animal	10/5/2013	2,000	4.00	2,108.00	No
10	Unknown Cause	6/30/2013	2,000	0.76	1,533.33	No

9) Number of customer inquiries on reliability data and the number of days per response

CalPeco Electric did not receive any reliability inquiries in 2022.

Date Received	Date Responded	Description of Inquiry

10) List of PSPS's in 2022

CalPeco Electric did not have any PSPS events in 2022.

Appendix A: 10 Years of Planned Outage Data -- PUBLIC VERSION --

[REDACTED]	[REDACTED]	[REDACTED]	[REDACTED]	[REDACTED]	[REDACTED]	[REDACTED]
[REDACTED]	[REDACTED]	[REDACTED]	[REDACTED]	[REDACTED]	[REDACTED]	[REDACTED]
[REDACTED]	[REDACTED]	[REDACTED]	[REDACTED]	[REDACTED]	[REDACTED]	[REDACTED]
[REDACTED]	[REDACTED]	[REDACTED]	[REDACTED]	[REDACTED]	[REDACTED]	[REDACTED]
[REDACTED]	[REDACTED]	[REDACTED]	[REDACTED]	[REDACTED]	[REDACTED]	[REDACTED]
[REDACTED]	[REDACTED]	[REDACTED]	[REDACTED]	[REDACTED]	[REDACTED]	[REDACTED]
[REDACTED]	[REDACTED]	[REDACTED]	[REDACTED]	[REDACTED]	[REDACTED]	[REDACTED]
[REDACTED]	[REDACTED]	[REDACTED]	[REDACTED]	[REDACTED]	[REDACTED]	[REDACTED]
[REDACTED]	[REDACTED]	[REDACTED]	[REDACTED]	[REDACTED]	[REDACTED]	[REDACTED]
[REDACTED]	[REDACTED]	[REDACTED]	[REDACTED]	[REDACTED]	[REDACTED]	[REDACTED]
[REDACTED]	[REDACTED]	[REDACTED]	[REDACTED]	[REDACTED]	[REDACTED]	[REDACTED]
[REDACTED]	[REDACTED]	[REDACTED]	[REDACTED]	[REDACTED]	[REDACTED]	[REDACTED]
[REDACTED]	[REDACTED]	[REDACTED]	[REDACTED]	[REDACTED]	[REDACTED]	[REDACTED]
[REDACTED]	[REDACTED]	[REDACTED]	[REDACTED]	[REDACTED]	[REDACTED]	[REDACTED]
[REDACTED]	[REDACTED]	[REDACTED]	[REDACTED]	[REDACTED]	[REDACTED]	[REDACTED]

LIBERTY UTILITIES (CALPECO) LLC 2022 ELECTRIC SYSTEM RELIABILITY REPORT

█	█	█	█	█	█	█
█	█	█	█	█	█	█
█	█	█	█	█	█	█
█	█	█	█	█	█	█
█	█	█	█	█	█	█
█	█	█	█	█	█	█
█	█	█	█	█	█	█
█	█	█	█	█	█	█
█	█	█	█	█	█	█
█	█	█	█	█	█	█
█	█	█	█	█	█	█
█	█	█	█	█	█	█
█	█	█	█	█	█	█
█	█	█	█	█	█	█
█	█	█	█	█	█	█
█	█	█	█	█	█	█
█	█	█	█	█	█	█
█	█	█	█	█	█	█
█	█	█	█	█	█	█
█	█	█	█	█	█	█
█	█	█	█	█	█	█
█	█	█	█	█	█	█
█	█	█	█	█	█	█
█	█	█	█	█	█	█
█	█	█	█	█	█	█
█	█	█	█	█	█	█
█	█	█	█	█	█	█
█	█	█	█	█	█	█
█	█	█	█	█	█	█
█	█	█	█	█	█	█
█	█	█	█	█	█	█
█	█	█	█	█	█	█
█	█	█	█	█	█	█
█	█	█	█	█	█	█
█	█	█	█	█	█	█
█	█	█	█	█	█	█
█	█	█	█	█	█	█
█	█	█	█	█	█	█
█	█	█	█	█	█	█
█	█	█	█	█	█	█
█	█	█	█	█	█	█
█	█	█	█	█	█	█

LIBERTY UTILITIES (CALPECO) LLC 2022 ELECTRIC SYSTEM RELIABILITY REPORT

Category	Sub-Category	Description	Count	Percentage	Hours	Notes	
Outage	Outage	[Redacted]	[Redacted]	[Redacted]	[Redacted]	[Redacted]	
		[Redacted]	[Redacted]	[Redacted]	[Redacted]	[Redacted]	
		[Redacted]	[Redacted]	[Redacted]	[Redacted]	[Redacted]	[Redacted]
		[Redacted]	[Redacted]	[Redacted]	[Redacted]	[Redacted]	[Redacted]
		[Redacted]	[Redacted]	[Redacted]	[Redacted]	[Redacted]	[Redacted]
		[Redacted]	[Redacted]	[Redacted]	[Redacted]	[Redacted]	[Redacted]
		[Redacted]	[Redacted]	[Redacted]	[Redacted]	[Redacted]	[Redacted]
		[Redacted]	[Redacted]	[Redacted]	[Redacted]	[Redacted]	[Redacted]
		[Redacted]	[Redacted]	[Redacted]	[Redacted]	[Redacted]	[Redacted]
		[Redacted]	[Redacted]	[Redacted]	[Redacted]	[Redacted]	[Redacted]
		[Redacted]	[Redacted]	[Redacted]	[Redacted]	[Redacted]	[Redacted]
		[Redacted]	[Redacted]	[Redacted]	[Redacted]	[Redacted]	[Redacted]
		[Redacted]	[Redacted]	[Redacted]	[Redacted]	[Redacted]	[Redacted]
		[Redacted]	[Redacted]	[Redacted]	[Redacted]	[Redacted]	[Redacted]
		[Redacted]	[Redacted]	[Redacted]	[Redacted]	[Redacted]	[Redacted]
		[Redacted]	[Redacted]	[Redacted]	[Redacted]	[Redacted]	[Redacted]
		[Redacted]	[Redacted]	[Redacted]	[Redacted]	[Redacted]	[Redacted]
		[Redacted]	[Redacted]	[Redacted]	[Redacted]	[Redacted]	[Redacted]
		[Redacted]	[Redacted]	[Redacted]	[Redacted]	[Redacted]	[Redacted]
		[Redacted]	[Redacted]	[Redacted]	[Redacted]	[Redacted]	[Redacted]

The table consists of approximately 10 columns and 30 rows. The data is heavily redacted with black boxes. The redactions are not uniform across all cells, but they cover the majority of the content. Some cells, particularly in the middle and right sections, contain visible text fragments such as '0000000000', '000000000000', and '0000000000000000'. The overall structure suggests a detailed report with multiple categories or metrics being tracked over time or across different units.

LIBERTY UTILITIES (CALPECO) LLC 2022 ELECTRIC SYSTEM RELIABILITY REPORT

[REDACTED]	[REDACTED]	[REDACTED]	[REDACTED]	[REDACTED]	[REDACTED]	[REDACTED]
[REDACTED]	[REDACTED]	[REDACTED]	[REDACTED]	[REDACTED]	[REDACTED]	[REDACTED]
[REDACTED]	[REDACTED]	[REDACTED]	[REDACTED]	[REDACTED]	[REDACTED]	[REDACTED]
[REDACTED]	[REDACTED]	[REDACTED]	[REDACTED]	[REDACTED]	[REDACTED]	[REDACTED]
[REDACTED]	[REDACTED]	[REDACTED]	[REDACTED]	[REDACTED]	[REDACTED]	[REDACTED]
[REDACTED]	[REDACTED]	[REDACTED]	[REDACTED]	[REDACTED]	[REDACTED]	[REDACTED]
[REDACTED]	[REDACTED]	[REDACTED]	[REDACTED]	[REDACTED]	[REDACTED]	[REDACTED]
[REDACTED]	[REDACTED]	[REDACTED]	[REDACTED]	[REDACTED]	[REDACTED]	[REDACTED]
[REDACTED]	[REDACTED]	[REDACTED]	[REDACTED]	[REDACTED]	[REDACTED]	[REDACTED]
[REDACTED]	[REDACTED]	[REDACTED]	[REDACTED]	[REDACTED]	[REDACTED]	[REDACTED]
[REDACTED]	[REDACTED]	[REDACTED]	[REDACTED]	[REDACTED]	[REDACTED]	[REDACTED]
[REDACTED]	[REDACTED]	[REDACTED]	[REDACTED]	[REDACTED]	[REDACTED]	[REDACTED]
[REDACTED]	[REDACTED]	[REDACTED]	[REDACTED]	[REDACTED]	[REDACTED]	[REDACTED]
[REDACTED]	[REDACTED]	[REDACTED]	[REDACTED]	[REDACTED]	[REDACTED]	[REDACTED]
[REDACTED]	[REDACTED]	[REDACTED]	[REDACTED]	[REDACTED]	[REDACTED]	[REDACTED]
[REDACTED]	[REDACTED]	[REDACTED]	[REDACTED]	[REDACTED]	[REDACTED]	[REDACTED]
[REDACTED]	[REDACTED]	[REDACTED]	[REDACTED]	[REDACTED]	[REDACTED]	[REDACTED]
[REDACTED]	[REDACTED]	[REDACTED]	[REDACTED]	[REDACTED]	[REDACTED]	[REDACTED]

LIBERTY UTILITIES (CALPECO) LLC 2022 ELECTRIC SYSTEM RELIABILITY REPORT

[REDACTED]	[REDACTED]	[REDACTED]	[REDACTED]	[REDACTED]	[REDACTED]	[REDACTED]
[REDACTED]	[REDACTED]	[REDACTED]	[REDACTED]	[REDACTED]	[REDACTED]	[REDACTED]
[REDACTED]	[REDACTED]	[REDACTED]	[REDACTED]	[REDACTED]	[REDACTED]	[REDACTED]
[REDACTED]	[REDACTED]	[REDACTED]	[REDACTED]	[REDACTED]	[REDACTED]	[REDACTED]
[REDACTED]	[REDACTED]	[REDACTED]	[REDACTED]	[REDACTED]	[REDACTED]	[REDACTED]
[REDACTED]	[REDACTED]	[REDACTED]	[REDACTED]	[REDACTED]	[REDACTED]	[REDACTED]
[REDACTED]	[REDACTED]	[REDACTED]	[REDACTED]	[REDACTED]	[REDACTED]	[REDACTED]
[REDACTED]	[REDACTED]	[REDACTED]	[REDACTED]	[REDACTED]	[REDACTED]	[REDACTED]
[REDACTED]	[REDACTED]	[REDACTED]	[REDACTED]	[REDACTED]	[REDACTED]	[REDACTED]
[REDACTED]	[REDACTED]	[REDACTED]	[REDACTED]	[REDACTED]	[REDACTED]	[REDACTED]
[REDACTED]	[REDACTED]	[REDACTED]	[REDACTED]	[REDACTED]	[REDACTED]	[REDACTED]
[REDACTED]	[REDACTED]	[REDACTED]	[REDACTED]	[REDACTED]	[REDACTED]	[REDACTED]
[REDACTED]	[REDACTED]	[REDACTED]	[REDACTED]	[REDACTED]	[REDACTED]	[REDACTED]
[REDACTED]	[REDACTED]	[REDACTED]	[REDACTED]	[REDACTED]	[REDACTED]	[REDACTED]
[REDACTED]	[REDACTED]	[REDACTED]	[REDACTED]	[REDACTED]	[REDACTED]	[REDACTED]
[REDACTED]	[REDACTED]	[REDACTED]	[REDACTED]	[REDACTED]	[REDACTED]	[REDACTED]
[REDACTED]	[REDACTED]	[REDACTED]	[REDACTED]	[REDACTED]	[REDACTED]	[REDACTED]

[REDACTED]	[REDACTED]	[REDACTED]	[REDACTED]	[REDACTED]	[REDACTED]	[REDACTED]	[REDACTED]	[REDACTED]	[REDACTED]	[REDACTED]
[REDACTED]	[REDACTED]	[REDACTED]	[REDACTED]	[REDACTED]	[REDACTED]	[REDACTED]	[REDACTED]	[REDACTED]	[REDACTED]	[REDACTED]
[REDACTED]	[REDACTED]	[REDACTED]	[REDACTED]	[REDACTED]	[REDACTED]	[REDACTED]	[REDACTED]	[REDACTED]	[REDACTED]	[REDACTED]
[REDACTED]	[REDACTED]	[REDACTED]	[REDACTED]	[REDACTED]	[REDACTED]	[REDACTED]	[REDACTED]	[REDACTED]	[REDACTED]	[REDACTED]
[REDACTED]	[REDACTED]	[REDACTED]	[REDACTED]	[REDACTED]	[REDACTED]	[REDACTED]	[REDACTED]	[REDACTED]	[REDACTED]	[REDACTED]
[REDACTED]	[REDACTED]	[REDACTED]	[REDACTED]	[REDACTED]	[REDACTED]	[REDACTED]	[REDACTED]	[REDACTED]	[REDACTED]	[REDACTED]
[REDACTED]	[REDACTED]	[REDACTED]	[REDACTED]	[REDACTED]	[REDACTED]	[REDACTED]	[REDACTED]	[REDACTED]	[REDACTED]	[REDACTED]
[REDACTED]	[REDACTED]	[REDACTED]	[REDACTED]	[REDACTED]	[REDACTED]	[REDACTED]	[REDACTED]	[REDACTED]	[REDACTED]	[REDACTED]
[REDACTED]	[REDACTED]	[REDACTED]	[REDACTED]	[REDACTED]	[REDACTED]	[REDACTED]	[REDACTED]	[REDACTED]	[REDACTED]	[REDACTED]
[REDACTED]	[REDACTED]	[REDACTED]	[REDACTED]	[REDACTED]	[REDACTED]	[REDACTED]	[REDACTED]	[REDACTED]	[REDACTED]	[REDACTED]

[REDACTED]	[REDACTED]	[REDACTED]	[REDACTED]	[REDACTED]	[REDACTED]	[REDACTED]	[REDACTED]
[REDACTED]	[REDACTED]	[REDACTED]	[REDACTED]	[REDACTED]	[REDACTED]	[REDACTED]	[REDACTED]
[REDACTED]	[REDACTED]	[REDACTED]	[REDACTED]	[REDACTED]	[REDACTED]	[REDACTED]	[REDACTED]
[REDACTED]	[REDACTED]	[REDACTED]	[REDACTED]	[REDACTED]	[REDACTED]	[REDACTED]	[REDACTED]
[REDACTED]	[REDACTED]	[REDACTED]	[REDACTED]	[REDACTED]	[REDACTED]	[REDACTED]	[REDACTED]
[REDACTED]	[REDACTED]	[REDACTED]	[REDACTED]	[REDACTED]	[REDACTED]	[REDACTED]	[REDACTED]
[REDACTED]	[REDACTED]	[REDACTED]	[REDACTED]	[REDACTED]	[REDACTED]	[REDACTED]	[REDACTED]
[REDACTED]	[REDACTED]	[REDACTED]	[REDACTED]	[REDACTED]	[REDACTED]	[REDACTED]	[REDACTED]
[REDACTED]	[REDACTED]	[REDACTED]	[REDACTED]	[REDACTED]	[REDACTED]	[REDACTED]	[REDACTED]
[REDACTED]	[REDACTED]	[REDACTED]	[REDACTED]	[REDACTED]	[REDACTED]	[REDACTED]	[REDACTED]

[REDACTED]	[REDACTED]	[REDACTED]	[REDACTED]	[REDACTED]	[REDACTED]	[REDACTED]	[REDACTED]
[REDACTED]	[REDACTED]	[REDACTED]	[REDACTED]	[REDACTED]	[REDACTED]	[REDACTED]	[REDACTED]
[REDACTED]	[REDACTED]	[REDACTED]	[REDACTED]	[REDACTED]	[REDACTED]	[REDACTED]	[REDACTED]
[REDACTED]	[REDACTED]	[REDACTED]	[REDACTED]	[REDACTED]	[REDACTED]	[REDACTED]	[REDACTED]
[REDACTED]	[REDACTED]	[REDACTED]	[REDACTED]	[REDACTED]	[REDACTED]	[REDACTED]	[REDACTED]
[REDACTED]	[REDACTED]	[REDACTED]	[REDACTED]	[REDACTED]	[REDACTED]	[REDACTED]	[REDACTED]
[REDACTED]	[REDACTED]	[REDACTED]	[REDACTED]	[REDACTED]	[REDACTED]	[REDACTED]	[REDACTED]
[REDACTED]	[REDACTED]	[REDACTED]	[REDACTED]	[REDACTED]	[REDACTED]	[REDACTED]	[REDACTED]
[REDACTED]	[REDACTED]	[REDACTED]	[REDACTED]	[REDACTED]	[REDACTED]	[REDACTED]	[REDACTED]
[REDACTED]	[REDACTED]	[REDACTED]	[REDACTED]	[REDACTED]	[REDACTED]	[REDACTED]	[REDACTED]
[REDACTED]	[REDACTED]	[REDACTED]	[REDACTED]	[REDACTED]	[REDACTED]	[REDACTED]	[REDACTED]
[REDACTED]	[REDACTED]	[REDACTED]	[REDACTED]	[REDACTED]	[REDACTED]	[REDACTED]	[REDACTED]
[REDACTED]	[REDACTED]	[REDACTED]	[REDACTED]	[REDACTED]	[REDACTED]	[REDACTED]	[REDACTED]
[REDACTED]	[REDACTED]	[REDACTED]	[REDACTED]	[REDACTED]	[REDACTED]	[REDACTED]	[REDACTED]

[REDACTED]	[REDACTED]	[REDACTED]	[REDACTED]	[REDACTED]	[REDACTED]	[REDACTED]	[REDACTED]
[REDACTED]	[REDACTED]	[REDACTED]	[REDACTED]	[REDACTED]	[REDACTED]	[REDACTED]	[REDACTED]
[REDACTED]	[REDACTED]	[REDACTED]	[REDACTED]	[REDACTED]	[REDACTED]	[REDACTED]	[REDACTED]
[REDACTED]	[REDACTED]	[REDACTED]	[REDACTED]	[REDACTED]	[REDACTED]	[REDACTED]	[REDACTED]
[REDACTED]	[REDACTED]	[REDACTED]	[REDACTED]	[REDACTED]	[REDACTED]	[REDACTED]	[REDACTED]
[REDACTED]	[REDACTED]	[REDACTED]	[REDACTED]	[REDACTED]	[REDACTED]	[REDACTED]	[REDACTED]
[REDACTED]	[REDACTED]	[REDACTED]	[REDACTED]	[REDACTED]	[REDACTED]	[REDACTED]	[REDACTED]
[REDACTED]	[REDACTED]	[REDACTED]	[REDACTED]	[REDACTED]	[REDACTED]	[REDACTED]	[REDACTED]
[REDACTED]	[REDACTED]	[REDACTED]	[REDACTED]	[REDACTED]	[REDACTED]	[REDACTED]	[REDACTED]
[REDACTED]	[REDACTED]	[REDACTED]	[REDACTED]	[REDACTED]	[REDACTED]	[REDACTED]	[REDACTED]
[REDACTED]	[REDACTED]	[REDACTED]	[REDACTED]	[REDACTED]	[REDACTED]	[REDACTED]	[REDACTED]
[REDACTED]	[REDACTED]	[REDACTED]	[REDACTED]	[REDACTED]	[REDACTED]	[REDACTED]	[REDACTED]
[REDACTED]	[REDACTED]	[REDACTED]	[REDACTED]	[REDACTED]	[REDACTED]	[REDACTED]	[REDACTED]
[REDACTED]	[REDACTED]	[REDACTED]	[REDACTED]	[REDACTED]	[REDACTED]	[REDACTED]	[REDACTED]
[REDACTED]	[REDACTED]	[REDACTED]	[REDACTED]	[REDACTED]	[REDACTED]	[REDACTED]	[REDACTED]

LIBERTY UTILITIES (CALPECO) LLC 2022 ELECTRIC SYSTEM RELIABILITY REPORT

[REDACTED]	[REDACTED]	[REDACTED]	[REDACTED]	[REDACTED]	[REDACTED]	[REDACTED]
[REDACTED]	[REDACTED]	[REDACTED]	[REDACTED]	[REDACTED]	[REDACTED]	[REDACTED]
[REDACTED]	[REDACTED]	[REDACTED]	[REDACTED]	[REDACTED]	[REDACTED]	[REDACTED]
[REDACTED]	[REDACTED]	[REDACTED]	[REDACTED]	[REDACTED]	[REDACTED]	[REDACTED]
[REDACTED]	[REDACTED]	[REDACTED]	[REDACTED]	[REDACTED]	[REDACTED]	[REDACTED]
[REDACTED]	[REDACTED]	[REDACTED]	[REDACTED]	[REDACTED]	[REDACTED]	[REDACTED]
[REDACTED]	[REDACTED]	[REDACTED]	[REDACTED]	[REDACTED]	[REDACTED]	[REDACTED]
[REDACTED]	[REDACTED]	[REDACTED]	[REDACTED]	[REDACTED]	[REDACTED]	[REDACTED]
[REDACTED]	[REDACTED]	[REDACTED]	[REDACTED]	[REDACTED]	[REDACTED]	[REDACTED]
[REDACTED]	[REDACTED]	[REDACTED]	[REDACTED]	[REDACTED]	[REDACTED]	[REDACTED]
[REDACTED]	[REDACTED]	[REDACTED]	[REDACTED]	[REDACTED]	[REDACTED]	[REDACTED]
[REDACTED]	[REDACTED]	[REDACTED]	[REDACTED]	[REDACTED]	[REDACTED]	[REDACTED]
[REDACTED]	[REDACTED]	[REDACTED]	[REDACTED]	[REDACTED]	[REDACTED]	[REDACTED]
[REDACTED]	[REDACTED]	[REDACTED]	[REDACTED]	[REDACTED]	[REDACTED]	[REDACTED]
[REDACTED]	[REDACTED]	[REDACTED]	[REDACTED]	[REDACTED]	[REDACTED]	[REDACTED]
[REDACTED]	[REDACTED]	[REDACTED]	[REDACTED]	[REDACTED]	[REDACTED]	[REDACTED]
[REDACTED]	[REDACTED]	[REDACTED]	[REDACTED]	[REDACTED]	[REDACTED]	[REDACTED]
[REDACTED]	[REDACTED]	[REDACTED]	[REDACTED]	[REDACTED]	[REDACTED]	[REDACTED]

LIBERTY UTILITIES (CALPECO) LLC 2022 ELECTRIC SYSTEM RELIABILITY REPORT

[REDACTED]	[REDACTED]	[REDACTED]	[REDACTED]	[REDACTED]	[REDACTED]	[REDACTED]
[REDACTED]	[REDACTED]	[REDACTED]	[REDACTED]	[REDACTED]	[REDACTED]	[REDACTED]
[REDACTED]	[REDACTED]	[REDACTED]	[REDACTED]	[REDACTED]	[REDACTED]	[REDACTED]

LIBERTY UTILITIES (CALPECO) LLC 2022 ELECTRIC SYSTEM RELIABILITY REPORT
